

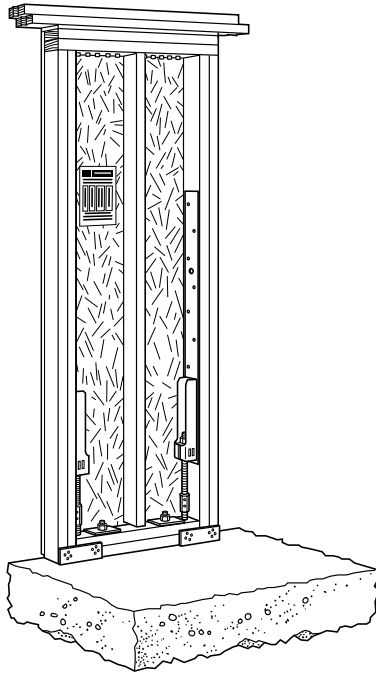
**ALLOWABLE HOLE CHART INSIDE!**

**SIMPSON**  
**Strong-Tie**

**STRONG-WALL® SHEARWALL**

ICC-ES ESR-1267;  
ICC-ES ER-2207;  
City of L.A. RR 25427;  
California DSA PA-110;  
State of Florida FL11177

## INSTALLATION GUIDE



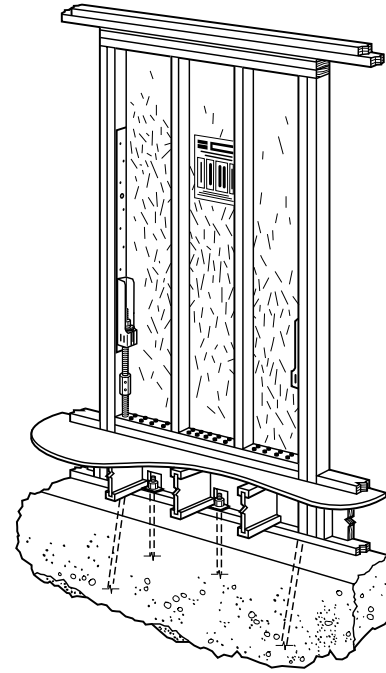

### STANDARD WALL

SW18x8, x9  
SW24x8, x9, x10, x12x6  
SW32x8, x9, x10, x12x6  
SW48x8, x9, x10, x12x6

U.S. Patents: 5,706,626; 6,006,487;  
6,109,850; 6,327,831; 6,643,986

### GARAGE PORTAL WALL

SW16x7x4, x7x6, x8x4, x8x6  
SW22x7x4, x7x6, x8x4, x8x6



### RAISED FLOOR WALL

SW18x8-RF, x9-RF  
SW24x8-RF, x9-RF, x10-RF  
SW32x8-RF, x9-RF, x10-RF  
SW48x8-RF, x9-RF, x10-RF

### GENERAL NOTES:

THIS IS A GUIDE FOR SIMPSON STRONG-TIE STRONG-WALL® SHEARWALLS AND TEMPLATES ONLY.

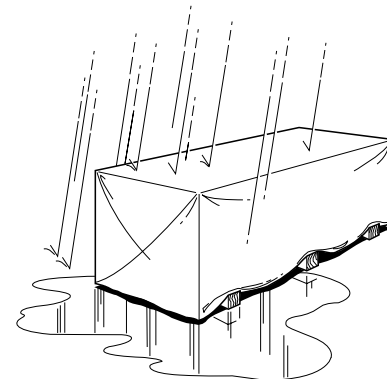
See the current *Strong-Wall® Shearwalls* catalog or Strong-Wall structural detail pages at [www.strongtie.com](http://www.strongtie.com) for design information.

### INSTRUCTIONS TO THE INSTALLER:

All specified fasteners must be installed according to the instructions in this installation guide and the current *Strong-Wall® Shearwalls* catalog. Incorrect fastener quantity, size, or type may cause a reduction in load capacity. Use proper safety equipment.

### IN COMPLIANCE WITH CALIFORNIA PROPOSITION 65

**WARNING:** This product contains chemicals known to the State of California to cause cancer, birth defects or other reproductive harm.



Keep walls covered to limit exposure to sun, rain or snow. Sticker walls flat 3' o.c. max. to prevent warping and to keep dry in wet or muddy conditions.

**The building designer shall verify that these details are consistent with the complete load path requirements of the structure.**