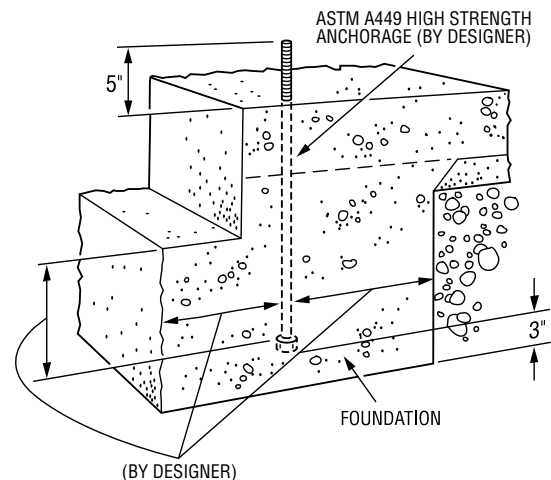
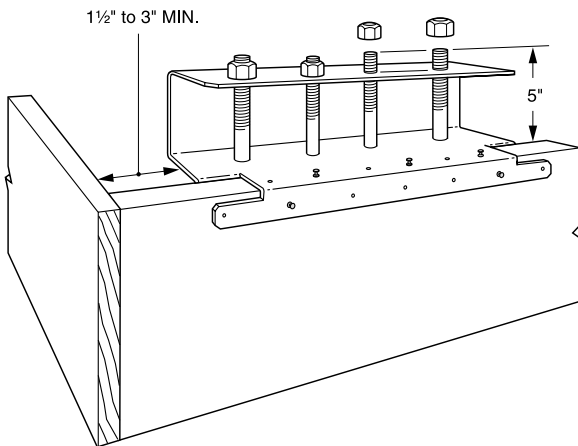
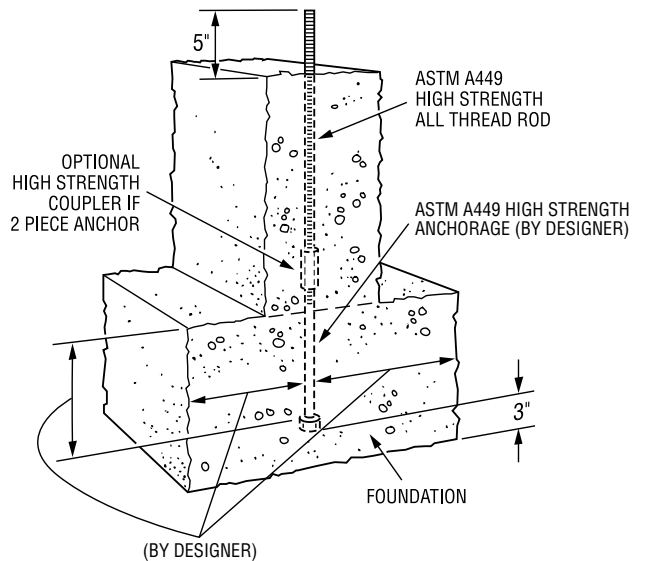
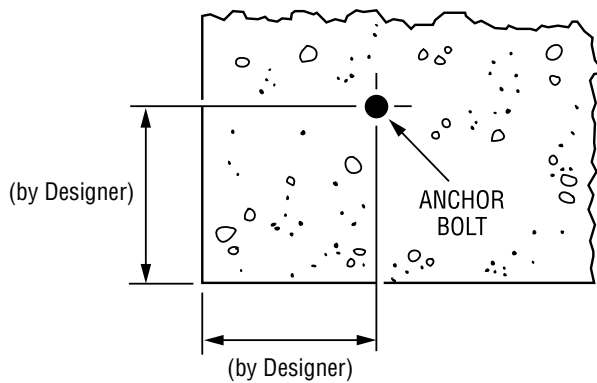


**Foundation anchorage requirements need special consideration due to the concentrated loads generated by Strong-Wall® Shearwalls when used in 2 story applications.**

- Choose the correct template required for proper bolt placement. (See Template Installation information on the reverse.)
- Place (2) 7/8" high strength ASTM A449 anchor bolts if required, depending on load, (by Designer), and minimum 5/8" x 12" foundation bolts into template. High strength anchor bolts are required for two-story stacked conditions with ASD design anchorage forces exceeding 13,000 lbs.
- Set all bolts to extend 5" above Top of Concrete.
- Secure with nuts.

**NOTE: The Engineer of record is responsible for concrete design.**



**IMPORTANT:** Allow 1 1/2" minimum concrete edge distance for all first floor Strong-Wall® panels. 3" minimum concrete edge distance may be required. See 3/SW2 or 4/SW2 in current Strong-Wall® Shearwalls catalog or SW2 detail sheet for number of additional studs required.