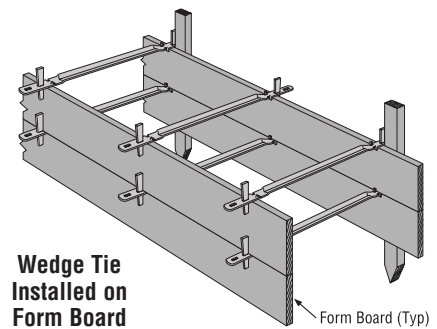
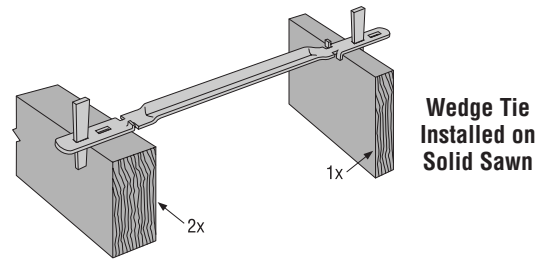
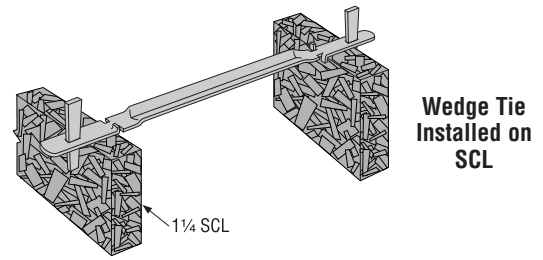


WEDGE TIE SPACING

The Wedge Tie (WT) is a form tie that secures concrete forms in place while the concrete is poured. It easily installs between form boards and accurately spaces the forms. Several models are available for varying wall thickness and types of form boards.

The spacing of the WTs along the length of the form depends on the depth of the WT in the form. The spacing does not depend on the thickness of the wall. The maximum recommended spacing for WTs used with 1x, 2x and 1¼" thick forms is outlined in the tables below. The tables give spacing guidelines for various form heights and types of form boards. In general, the higher the form is, the closer the spacing of the WTs should be.



For Solid Sawn

Location (see Fig. 1)	Depth of Form	1x6	2x6	Depth of Form	1x8	2x8
		Spacing (in)	Spacing (in)		Spacing (in)	Spacing (in)
Top of Form	0	27	46	0	25	43
1	5.5	27	46	7.25	25	43
2	11	23	38	14.5	21	36
3	16.5	22	35	21.75	19	32
4	22	19	32	29	18	30
5	27.5	18	31	36.25	17	29
6	33	17	29	43.5	15	26
7	38.5	16	28	—	—	—
8	44	15	27	—	—	—

For Solid Sawn

Location (see Fig. 1)	Depth of Form	1x10	2x10	Depth of Form	1x12	2x12
		Spacing (in)	Spacing (in)		Spacing (in)	Spacing (in)
Top of Form	0	24	40	0	23	38
1	9.25	24	40	11.25	23	38
2	18.5	20	34	22.5	19	32
3	27.75	18	31	33.75	17	22
4	37	17	24	45	15	16
5	46.25	15	19	—	—	—




Figure 1 - Spacing Locations

For SCL

Location (see Fig. 1)	Depth of Form	1¼x9½	Depth of Form	1¼x11½	Depth of Form	1¼x14	Depth of Form	1¼x16
		Spacing (in)		Spacing (in)		Spacing (in)		Spacing (in)
Top of Form	0	34	0	32	0	30	0	29
1	9.25	34	11.875	32	14	30	16	29
2	19	28	23.75	27	28	21	32	16
3	28.5	26	35.625	20	42	14	48	11
4	38	23	47.5	15	—	—	—	—
5	47.5	18	—	—	—	—	—	—

Model No.		Wall Thickness
Solid Sawn	SCL	
WT6	WT6/125	6
WT8	WT8/125	8
WT10	WT10/125	10
WT12	WT12/125	12

Note: Form board design by others.

This technical bulletin is effective until June 30, 2012, and reflects information available as of April 1, 2010. This information is updated periodically and should not be relied upon after June 30, 2012; contact Simpson Strong-Tie for current information and limited warranty or see www.strongtie.com.