

**BC/BCS** Post Caps

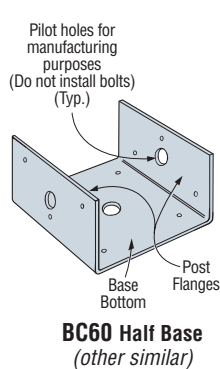
The BCS allows for the connection of 2-2x's to a 4x post or 3-2x's to a 6x post. Double shear nailing between beam and post gives added strength! The BC series offers dual purpose post cap/base for light cap or base connections.

**MATERIAL:** 18 gauge

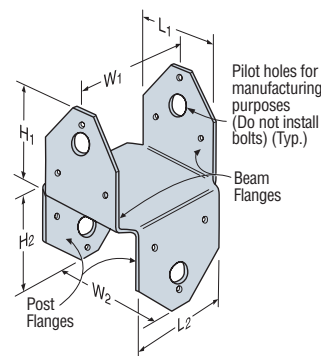
**FINISH:** Galvanized. Some products available in ZMAX® coating; see Corrosion Information, page 10-11.

**INSTALLATION:**

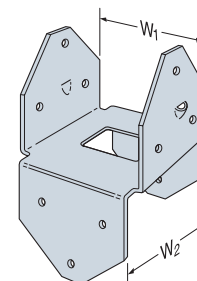
- Use all specified fasteners. See General Notes.
- Do not install bolts into pilot holes.
- BCS—install dome nails on beam; drive nails at an angle through the beam into the post below to achieve the table loads
- BC—install with 16d commons or 16dx2½" joist hanger nails.
- Post bases do not provide adequate resistance to prevent members from rotating about the base and therefore are not recommended for non top-supported installations (such as fences or unbraced carports).



**BC60 Half Base**  
(other similar)

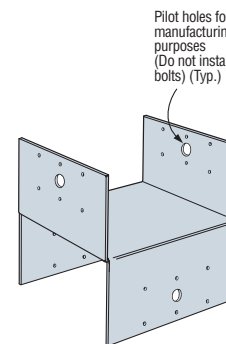


**BC4 Cap/Base**

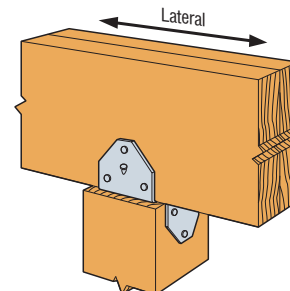


**BCS2-2/4**

U.S. Patent  
5,603,580



**BC8 Cap/Base**



**Typical BCS Installation**

These products are available with additional corrosion protection. Additional products on this page may also be available with this option, check with Simpson Strong-Tie for details.

Model No.	Dimensions (in)						Fasteners (Each Side)			Factored Resistance (K <sub>D</sub> =1.15)			
	W <sub>1</sub>	W <sub>2</sub>	L <sub>1</sub>	L <sub>2</sub>	H <sub>1</sub>	H <sub>2</sub>	Beam Flange	Post Flange	Base Bottom	D-Fir.L		S-P-F	
										Uplift	Lateral	Uplift	Lateral
lbs.	lbs.	lbs.	lbs.	kN	kN	kN	kN						
<b>CAPS</b>													
BC4	3 <sup>9</sup> / <sub>16</sub>	3 <sup>9</sup> / <sub>16</sub>	2 <sup>7</sup> / <sub>8</sub>	2 <sup>7</sup> / <sub>8</sub>	3	3	3-16d	3-16d	—	1425	1670	1000	1175
										6.35	7.44	4.45	5.23
BC46	3 <sup>9</sup> / <sub>16</sub>	5 <sup>1</sup> / <sub>2</sub>	4 <sup>7</sup> / <sub>8</sub>	2 <sup>7</sup> / <sub>8</sub>	3 <sup>1</sup> / <sub>2</sub>	2 <sup>1</sup> / <sub>2</sub>	6-16d	3-16d	—	1425	1670	1000	1175
										6.35	7.44	4.45	5.23
BC4R	4	4	4	4	3	3	6-16d	6-16d	—	1425	1670	1000	1175
										6.35	7.44	4.45	5.23
BC6	5 <sup>1</sup> / <sub>2</sub>	5 <sup>1</sup> / <sub>2</sub>	4 <sup>3</sup> / <sub>8</sub>	4 <sup>3</sup> / <sub>8</sub>	3 <sup>3</sup> / <sub>8</sub>	3 <sup>3</sup> / <sub>8</sub>	6-16d	6-16d	—	1525	3340	1075	2350
										6.79	14.88	4.79	10.47
BC6R	6	6	6	6	3	3	6-16d	6-16d	—	1525	3340	1075	2350
										6.79	14.88	4.79	10.47
BC8	7 <sup>1</sup> / <sub>2</sub>	7 <sup>1</sup> / <sub>2</sub>	7 <sup>1</sup> / <sub>2</sub>	7 <sup>1</sup> / <sub>2</sub>	4	4	6-16d	6-16d	—	2700	3340	1900	2350
										12.03	14.88	8.46	10.47
BCS2-2/4	3 <sup>1</sup> / <sub>8</sub>	3 <sup>9</sup> / <sub>16</sub>	2 <sup>7</sup> / <sub>8</sub>	2 <sup>7</sup> / <sub>8</sub>	2 <sup>15</sup> / <sub>16</sub>	2 <sup>15</sup> / <sub>16</sub>	4-10d	3-10d	—	1135	1630	810	1165
										5.06	7.26	3.61	5.19
BCS2-3/6	4 <sup>5</sup> / <sub>8</sub>	5 <sup>9</sup> / <sub>16</sub>	4 <sup>3</sup> / <sub>8</sub>	2 <sup>7</sup> / <sub>8</sub>	3 <sup>5</sup> / <sub>16</sub>	2 <sup>15</sup> / <sub>16</sub>	6-16d	3-16d	—	1160	1980	820	1395
										5.17	8.82	3.65	6.21
<b>BASES</b>													
BC40	3 <sup>9</sup> / <sub>16</sub>	—	3 <sup>1</sup> / <sub>4</sub>	—	2 <sup>1</sup> / <sub>4</sub>	—	—	3-16d	4-16d	510	1145	370	805
										2.27	5.10	1.65	3.59
BC40R	4	—	4	—	3	—	—	3-16d	4-16d	510	1145	370	805
										2.27	5.10	1.65	3.59
BC460	5 <sup>1</sup> / <sub>2</sub>	—	3 <sup>3</sup> / <sub>8</sub>	—	3	—	—	3-16d	4-16d	510	1145	370	805
										2.27	5.10	1.65	3.59
BC60	5 <sup>1</sup> / <sub>2</sub>	—	5 <sup>1</sup> / <sub>2</sub>	—	3	—	—	3-16d	4-16d	510	1145	370	805
										2.27	5.10	1.65	3.59
BC60R	6	—	6	—	3	—	—	3-16d	4-16d	510	1145	370	805
										2.27	5.10	1.65	3.59
<b>NEW</b> BC80	7 <sup>1</sup> / <sub>2</sub>	—	7 <sup>1</sup> / <sub>2</sub>	—	4	—	—	3-16d	4-16d	510	1145	370	805
										2.27	5.10	1.65	3.59
<b>NEW</b> BC80R	8	—	8	—	4	—	—	3-16d	4-16d	510	1145	370	805
										2.27	5.10	1.65	3.59

1. Factored resistances have been increased 15% for earthquake or wind loading with no further increase allowed; reduce where other loads govern.
2. Uplift values shown for BCO are only applicable for short-term loading. Do not use these products for other load durations.
3. Uplift resistances do not apply where Bases are nailed into the end grain of post as per 10.9.3.4 CSA 086-01.
4. **NAILS:** 16d = 0.162" dia. x 3½" long, 10d = 0.148" dia. x 3" long. See page 16-17 for other nail sizes and information.