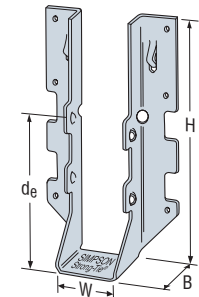


FACE MOUNT HANGERS – SOLID SAWN LUMBER

Solid Sawn Lumber Connectors

JOIST SIZE	Model No.	Ga	Dimensions				Fasteners		Factored Resistance				Installed Cost Index
			W (in)	H (in)	B (in)	d _e ⁶ (in)	Header	Joist	D. Fir-L		S-P-F		
									Uplift	Normal	Uplift	Normal	
									(K _D = 1.15)	(K _D = 1.00)	(K _D = 1.15)	(K _D = 1.00)	
lbs	lbs	lbs	lbs										
kN	kN	kN	kN										
SAWN LUMBER SIZES													
2x4	LU24L	22	1 1/16	3	1 5/8	2 1/16	4-10d	2-10dx1 1/2	505	1020	360	730	Lowest
	LUS24	18	1 1/16	3 3/8	1 3/4	2 1/4	4-10d	2-10d	2.25	4.54	1.60	3.25	
	U24	16	1 1/16	3 3/8	1 1/2	1 13/16	4-10d	2-10dx1 1/2	905	1630	645	1165	+ 3%
	HU26	14	1 1/16	3 1/8	2 1/4	1 1/16	4-16d	2-10dx1 1/2	4.03	7.26	2.87	5.19	+ 67%
DBL 2x4	LUS24-2	18	3 3/8	3 3/8	2	1 7/32	4-16d	2-16d	505	1450	360	1035	Lowest
	U24-2	16	3 3/8	3	2	1 5/16	4-10d	2-10d	2.25	6.46	1.60	4.61	
	HU24-2	14	3 3/8	3 1/8	2 1/2	2 1/16	4-16d	2-10d	545	1835	390	1295	+ 240%
2x6	LUS26	18	1 1/16	4 3/4	1 3/4	3 25/32	4-10d	4-10d	2.43	6.79	1.74	4.81	Lowest
	LU26L	22	1 1/16	5	1 5/8	4 19/32	6-10d	4-10dx1 1/2	835	2020	590	1425	
	U26	16	1 1/16	4 3/4	2	3 15/16	6-10d	4-10dx1 1/2	3.72	9.00	2.63	6.35	+ 33%
	LUC26Z	18	1 1/16	4 3/4	1 3/4	4	6-10d	4-10dx1 1/2	2.43	6.46	1.74	4.61	+ 160%
	HUS26	16	1 5/8	5 3/8	3	3 19/16	14-16d	6-16d	545	1835	390	1295	+ 276%
	LJS26DS	18	1 1/16	5	3 1/2	4 5/8	16-16d	6-16d	2.43	8.17	1.74	5.77	*
DBL 2x6	LUS26-2	18	3 3/8	4 7/8	2	4 1/32	4-16d	4-16d	1810	2295	1290	1640	Lowest
	LU26-2L	20	3 3/8	5	1 5/8	4 19/32	6-10d	4-10d	8.06	10.22	5.75	7.31	
	U26-2	16	3 3/8	5	2	3 13/16	8-10d	4-10d	865	1605	715	1145	+ 6%
	HU26-2 (Min)	14	3 3/8	5 3/8	2 1/2	5	8-16d	4-10d	3.85	7.15	3.18	5.10	+ 43%
	HU26-2 (Max)	14	3 3/8	5 3/8	2 1/2	5	12-16d	6-10d	4.83	10.11	3.45	7.22	+ 233%
TPL 2x6	LUS26-3	18	4 5/8	4 1/8	2	3 3/32	4-16d	4-16d	1085	2270	775	1620	Lowest
	U26-3	16	4 5/8	4 1/4	2	3 11/16	8-10d	4-10d	9.78	12.05	6.90	8.51	
	HU26-3 (Min)	14	4 11/16	5 1/2	2 1/2	5 1/8	8-16d	4-10d	865	1605	715	1145	+ 65%
	HU26-3 (Max)	14	4 11/16	5 1/2	2 1/2	5 1/8	12-16d	6-10d	4.83	13.47	3.45	9.62	+ 254%
2x8	LUS26	18	1 1/16	4 3/4	1 3/4	3 25/32	4-10d	4-10d	1085	3665	775	2590	Lowest
	LU26L	22	1 1/16	5	1 5/8	4 19/32	6-10d	4-10dx1 1/2	4.83	16.33	3.45	11.54	
	LUS28	18	1 1/16	6 3/8	1 3/4	3 25/32	6-10d	4-10d	1630	4415	1165	3120	+ 23%
	LU28L	20	1 1/16	6 3/4	1 5/8	5 1/8	8-10d	6-10dx1 1/2	7.26	19.67	5.19	13.90	+ 39%
	U26	16	1 1/16	4 3/4	2	3 15/16	6-10d	4-10dx1 1/2	1085	2270	775	1620	+ 43%
	LUC26Z	18	1 1/16	4 3/4	1 3/4	4	6-10d	4-10dx1 1/2	4.83	10.11	3.45	7.22	+ 160%



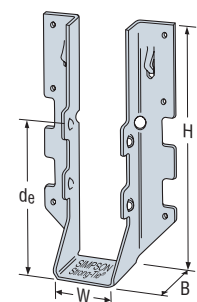
- 10d common nails may be used instead of the specified 16d nails at 0.82 of the tabulated value.
- Factored uplift resistances have been increased 15% for earthquake or wind loading with no further increase allowed. Reduce by 15% for standard term loading such as in cantilever construction.
- MIN nailing quantity and factored resistances—fill all round holes; MAX nailing quantity and factored resistances—fill all round and triangle holes.
- D. Fir-L factored resistances can be used for most LVL. Verify with manufacturer prior to selecting hanger.
- See page 16 for headers with reduced capacity due to installation with different nails.
- d_e is the distance from the bearing seat to the top joist nail.
- NAILS:** 16d = 0.162" dia. x 3 1/2" long, 10d = 0.148" dia. x 3" long, 10dx1 1/2 = 0.148" dia. x 1 1/2" long. See page 16-17 for other nail sizes and information.

* Hangers do not have an Installed Cost Index.

FACE MOUNT HANGERS – SOLID SAWN LUMBER

Solid Sawn Lumber Connectors

JOIST SIZE	Model No.	Ga	Dimensions				Fasteners		Factored Resistance				Installed Cost Index
			W (in)	H (in)	B (in)	d _e ⁶ (in)	Header	Joist	D.Fir-L		S-P-F		
									Uplift	Normal	Uplift	Normal	
									(K _D = 1.15) lbs	(K _D = 1.00) lbs	(K _D = 1.15) lbs	(K _D = 1.00) lbs	
								kN	kN	kN	kN		
SAWN LUMBER SIZES													
2x8	HU28	14	1 ¹ / ₁₆	5 ¹ / ₄	2 ¹ / ₄	4 ⁷ / ₁₆	6-16d	4-10dx1 ¹ / ₂	1085	2750	775	1945	+ 251%
	LJS26DS	18	1 ¹ / ₁₆	5	3 ¹ / ₂	4 ⁵ / ₁₆	16-16d	6-16d	4.83	12.25	3.45	8.66	*
									2055	4325	1450	4200	
HUS28	16	1 ⁵ / ₁₆	7 ³ / ₃₂	3	6 ³ / ₃₂	22-16d	8-16d	3765	5945	2665	4390	+ 409%	
DBL 2x8	LUS26-2	18	3 ¹ / ₁₆	4 ⁷ / ₁₆	2	4 ¹ / ₃₂	4-16d	4-16d	2195	2705	1550	1910	Lowest
									9.78	12.05	6.90	8.51	
	LUS28-2	18	3 ¹ / ₁₆	7	2	4 ¹ / ₃₂	6-16d	4-16d	2195	3630	1550	2565	+ 8%
									9.78	16.17	6.90	11.43	
	LU28-2L	20	3 ¹ / ₁₆	6 ³ / ₄	1 ⁵ / ₁₆	5 ⁷ / ₁₆	8-10d	6-10d	1630	2185	1165	1560	*
									7.26	9.73	5.19	6.95	
	U26-2	16	3 ¹ / ₁₆	5	2	3 ¹³ / ₁₆	8-10d	4-10d	1085	3025	775	2160	+ 65%
4.83									13.47	3.45	9.62		
HUS28-2	14	3 ¹ / ₁₆	7 ³ / ₁₆	2	5 ¹⁵ / ₁₆	6-16d	6-16d	2920	3625	2065	2560	+ 188%	
								13.01	16.15	9.20	11.40		
HU28-2 (Min)	14	3 ¹ / ₁₆	7	2 ¹ / ₂	6 ⁵ / ₁₆	10-16d	4-10d	1085	4415	775	3120	+ 397%	
								4.83	19.67	3.45	13.90		
HU28-2 (Max)	14	3 ¹ / ₁₆	7	2 ¹ / ₂	6 ⁵ / ₁₆	14-16d	6-10d	1630	5780	1165	4210	+ 418%	
								7.26	25.75	5.19	18.75		
TPL 2x8	LUS28-3	18	4 ⁵ / ₁₆	6 ¹ / ₄	2	3 ⁹ / ₃₂	6-16d	4-16d	2195	3350	1550	2365	*
									9.78	14.92	6.90	10.53	
2x10	LUS28	18	1 ¹ / ₁₆	6 ⁵ / ₁₆	1 ³ / ₄	3 ²⁹ / ₃₂	6-10d	4-10d	1810	2520	1290	1800	Lowest
									8.06	11.22	5.75	8.02	
	LU28L	20	1 ¹ / ₁₆	6 ³ / ₁₆	1 ¹ / ₂	5 ¹ / ₂	8-10d	6-10dx1 ¹ / ₂	1630	2185	1165	1560	+ 13%
									7.26	9.73	5.19	6.95	
	LUS210	18	1 ¹ / ₁₆	7 ¹³ / ₁₆	1 ³ / ₄	3 ⁷ / ₈	8-10d	4-10d	1810	3075	1290	2290	+ 15%
									8.06	13.70	5.75	10.20	
	LU210L	20	1 ¹ / ₁₆	8	1 ⁵ / ₁₆	7 ¹⁵ / ₃₂	10-10d	6-10dx1 ¹ / ₂	1600	2495	1145	1785	+ 28%
									7.13	11.11	5.10	7.95	
U210	16	1 ¹ / ₁₆	7 ¹³ / ₁₆	2	5 ³ / ₄	10-10d	6-10dx1 ¹ / ₂	1630	2755	1165	1970	+ 76%	
								7.26	12.27	5.19	8.78		
LUC210Z	18	1 ¹ / ₁₆	7 ³ / ₄	1 ³ / ₄	5 ¹ / ₂	10-10d	6-10dx1 ¹ / ₂	1600	2495	1145	1785	+ 180%	
								7.13	11.11	5.10	7.95		
HU210	14	1 ¹ / ₁₆	7 ¹ / ₁₆	2 ¹ / ₄	6 ³ / ₄	8-16d	4-10dx1 ¹ / ₂	1085	3665	775	2590	+ 225%	
								4.83	16.33	3.45	11.54		
HUS210	16	1 ⁵ / ₁₆	9 ³ / ₃₂	3	7 ³¹ / ₃₂	30-16d	10-16d	5480	6520	3875	4790	+ 450%	
								24.41	29.04	17.26	21.34		
DBL 2x10	LUS28-2	18	3 ¹ / ₁₆	7	2	4 ¹ / ₃₂	6-16d	4-16d	2195	3630	1550	2565	Lowest
									9.78	16.17	6.90	11.43	
	LUS210-2	18	3 ¹ / ₁₆	9	2	6 ¹ / ₃₂	8-16d	6-16d	3285	4500	2320	3180	+ 34%
									14.63	20.04	10.33	14.16	
	LU210-2L	20	3 ¹ / ₁₆	8	1 ⁵ / ₁₆	7 ¹⁵ / ₃₂	10-10d	6-10d	1600	2495	1145	1785	*
									7.13	11.11	5.10	7.95	
	U210-2	16	3 ¹ / ₁₆	8 ¹ / ₂	2	6 ¹¹ / ₁₆	14-10d	6-10d	1630	4360	1165	3115	+ 88%
7.26									19.42	5.19	13.88		
HUS210-2	14	3 ¹ / ₁₆	9 ³ / ₁₆	2	7 ¹⁵ / ₁₆	8-16d	8-16d	4385	6100	3100	4315	+ 217%	
								19.53	27.17	13.81	19.22		
HU210-2 (Min)	14	3 ¹ / ₁₆	8 ¹³ / ₁₆	2 ¹ / ₂	8 ⁷ / ₁₆	14-16d	6-10d	1630	5780	1165	4210	+ 441%	
								7.26	25.75	5.19	18.75		
HU210-2 (Max)	14	3 ¹ / ₁₆	8 ¹³ / ₁₆	2 ¹ / ₂	8 ⁷ / ₁₆	18-16d	10-10d	2715	5780	1940	4670	+ 467%	
								12.09	25.75	8.64	20.80		
TPL 2x10	LUS28-3	18	4 ⁵ / ₁₆	6 ¹ / ₄	2	3 ⁹ / ₃₂	6-16d	4-16d	2195	3350	1550	2365	*
									9.78	14.92	6.90	10.53	
	LUS210-3	18	4 ⁵ / ₁₆	8 ³ / ₁₆	2	5 ⁹ / ₁₆	8-16d	6-16d	3285	3350	2320	2365	*
									14.63	14.92	10.33	10.53	
	U210-3	16	4 ⁵ / ₁₆	7 ³ / ₄	2	5 ³ / ₄	14-10d	6-10d	1630	4360	1165	3115	*
7.26									19.42	5.19	13.88		
HU210-3 (Min)	14	4 ¹¹ / ₁₆	8 ⁹ / ₁₆	2 ¹ / ₂	8 ⁷ / ₁₆	14-16d	6-10d	1630	5780	1165	4210	*	
								7.26	25.75	5.19	18.75		
HU210-3 (Max)	14	4 ¹¹ / ₁₆	8 ⁹ / ₁₆	2 ¹ / ₂	8 ⁷ / ₁₆	18-16d	10-10d	2715	5780	1940	4670	*	
								12.09	25.75	8.64	20.80		



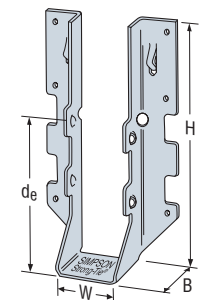
See footnotes on page 55.

FACE MOUNT HANGERS – SOLID SAWN LUMBER

JOIST SIZE	Model No.	Ga	Dimensions				Fasteners		Factored Resistance				Installed Cost Index
			W (in)	H (in)	B (in)	d _e ⁶ (in)	Header	Joist	D. Fir-L		S-P-F		
									Uplift	Normal	Uplift	Normal	
									(K _G = 1.15)	(K _G = 1.00)	(K _G = 1.15)	(K _G = 1.00)	
lbs	lbs	lbs	lbs										
kN	kN	kN	kN										
SAWN LUMBER SIZES													
2x12	LUS210	18	1 ⁹ / ₁₆	7 ¹³ / ₁₆	1 ³ / ₄	3 ⁷ / ₈	8-10d	4-10d	1810	3075	1290	2205	Lowest
									8.06	13.70	5.75	9.82	
	LU210L	20	1 ⁹ / ₁₆	8	1 ⁵ / ₈	7 ¹⁵ / ₃₂	10-10d	6-10dx1 ¹ / ₂	1600	2495	1145	1785	+ 11%
	U210	16	1 ⁹ / ₁₆	7 ¹³ / ₁₆	2	5 ³ / ₄	10-10d	6-10dx1 ¹ / ₂	1630	2755	1165	1970	+ 53%
	LUC210Z	18	1 ⁹ / ₁₆	7 ³ / ₄	1 ³ / ₄	5 ¹ / ₂	10-10d	6-10dx1 ¹ / ₂	1600	2495	1145	1785	+ 180%
									7.13	11.11	5.10	7.95	
HU212	14	1 ⁹ / ₁₆	9	2 ¹ / ₄	8 ⁵ / ₈	10-16d	6-10dx1 ¹ / ₂	1630	4160	1165	3090	+ 347%	
								7.26	18.53	5.19	13.76		
HUS210	16	1 ⁵ / ₈	9 ³ / ₃₂	3	7 ³¹ / ₃₂	30-16d	10-16d	5480	6520	3875	4790	+ 378%	
								24.41	29.04	17.26	21.34		
DBL 2x12	LU210-2L	20	3 ¹ / ₈	8	1 ⁵ / ₈	7 ¹⁵ / ₃₂	10-10d	6-10d	1600	2495	1145	1785	*
									7.13	11.11	5.10	7.95	
	LUS210-2	18	3 ¹ / ₈	9	2	6 ¹ / ₃₂	8-16d	6-16d	3285	4500	2320	3180	Lowest
									14.63	20.04	10.33	14.16	
	U210-2	16	3 ¹ / ₈	8 ¹ / ₂	2	6 ¹¹ / ₁₆	14-10d	6-10d	1630	4360	1165	3115	+ 40%
									7.26	19.42	5.19	13.88	
	LUS214-2	18	3 ¹ / ₈	10 ¹⁵ / ₁₆	2	6 ¹ / ₁₆	10-16d	6-16d	3285	5460	2320	3860	+ 56%
									14.63	24.32	10.33	17.19	
HUS210-2	14	3 ¹ / ₈	9 ³ / ₁₆	2	7 ¹⁵ / ₁₆	8-16d	8-16d	4385	6100	3100	4315	+ 136%	
								19.53	27.17	13.81	19.22		
HUS212-2	14	3 ¹ / ₈	10 ³ / ₄	2	9 ⁷ / ₈	10-16d	10-16d	5415	7015	3830	4960	+ 156%	
								24.12	31.25	17.06	22.09		
HU212-2 (Min)	14	3 ¹ / ₈	10 ⁹ / ₁₆	2 ¹ / ₂	10 ³ / ₁₆	16-16d	6-10d	1630	5780	1165	4210	+ 387%	
								7.26	25.75	5.19	18.75		
HU212-2 (Max)	14	3 ¹ / ₈	10 ⁹ / ₁₆	2 ¹ / ₂	10 ⁹ / ₁₆	22-16d	10-10d	2715	5780	1940	4670	+ 411%	
								12.09	25.75	8.64	20.80		
TPL 2x12	LUS210-3	18	4 ⁵ / ₈	8 ³ / ₁₆	2	5 ⁹ / ₁₆	8-16d	6-16d	3285	3350	2320	2365	*
									14.63	14.92	10.33	10.53	
	HU212-3 (Min)	14	4 ¹¹ / ₁₆	10 ⁹ / ₁₆	2 ¹ / ₂	9 ¹⁵ / ₁₆	16-16d	6-10d	1630	5780	1165	4210	*
									7.26	25.75	5.18	18.75	
HU212-3 (Max)	14	4 ¹¹ / ₁₆	10 ⁹ / ₁₆	2 ¹ / ₂	9 ¹⁵ / ₁₆	22-16d	10-10d	2715	5780	1940	4670	*	
								12.09	25.75	8.64	20.80		
U210-3	16	4 ⁵ / ₈	7 ³ / ₄	2	5 ³ / ₄	14-10d	6-10d	1630	4360	1165	3115	*	
								7.26	19.42	5.19	13.88		
3x4	U34	16	2 ⁹ / ₁₆	3 ³ / ₈	2	2 ³ / ₈	4-10d	2-10dx1 ¹ / ₂	505	1450	360	1035	*
									2.25	6.46	1.60	4.61	
HU34	14	2 ⁹ / ₁₆	3 ³ / ₈	2 ¹ / ₂	3	4-16d	2-10dx1 ¹ / ₂	545	1835	390	1295	*	
								2.43	8.17	1.74	5.77		
3x6	U36	16	2 ⁹ / ₁₆	5 ³ / ₈	2	4 ⁵ / ₈	8-10d	4-10dx1 ¹ / ₂	1085	3025	775	2160	*
									4.83	13.47	3.45	9.62	
	LUS36	18	2 ⁹ / ₁₆	5 ¹ / ₄	2	4 ⁵ / ₈	4-16d	4-16d	2195	2295	1550	1620	*
								9.78	10.22	6.90	7.22		
HU36	14	2 ⁹ / ₁₆	5 ³ / ₈	2 ¹ / ₂	5	8-16d	4-10dx1 ¹ / ₂	1085	3665	775	2590	*	
								4.83	16.33	3.45	11.54		
3x8	U36	16	2 ⁹ / ₁₆	5 ³ / ₈	2	4 ¹⁵ / ₁₆	8-10d	4-10dx1 ¹ / ₂	1085	3025	775	2160	*
									4.83	13.47	3.45	9.62	
HU38	14	2 ⁹ / ₁₆	7 ¹ / ₈	2 ¹ / ₂	6 ³ / ₄	10-16d	4-10dx1 ¹ / ₂	1085	4415	775	3120	*	
								4.83	19.67	3.45	13.90		
3x10	U310	16	2 ⁹ / ₁₆	8 ⁷ / ₈	2	5 ³ / ₄	14-10d	6-10dx1 ¹ / ₂	1630	4360	1165	3115	*
									7.26	19.42	5.19	13.88	
	LUS310	18	2 ⁹ / ₁₆	7 ¹ / ₄	2	4 ⁵ / ₈	6-16d	4-16d	2195	3630	1550	2565	*
								9.78	16.17	6.90	11.43		
HU310	14	2 ⁹ / ₁₆	8 ⁷ / ₈	2 ¹ / ₂	8 ¹ / ₂	14-16d	6-10dx1 ¹ / ₂	1630	5780	1165	4210	*	
								7.26	25.75	5.19	18.75		
3x12	U310	16	2 ⁹ / ₁₆	8 ⁷ / ₈	2	5 ³ / ₄	14-10d	6-10dx1 ¹ / ₂	1630	4360	1165	3115	*
									7.26	19.42	5.19	13.88	
HU312	14	2 ⁹ / ₁₆	10 ⁵ / ₈	2 ¹ / ₂	10 ¹ / ₄	16-16d	6-10dx1 ¹ / ₂	1630	5780	1165	4210	*	
								7.26	25.75	5.19	18.75		

NEW

Catalogue C-CAN08 © 2008 SIMPSON STRONG-TIE COMPANY INC.



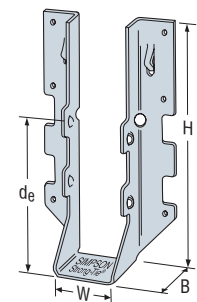
See footnotes on page 55.

Solid Sawn Lumber Connectors

FACE MOUNT HANGERS – SOLID SAWN LUMBER

Solid Sawn Lumber Connectors

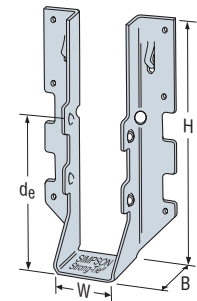
JOIST SIZE	Model No.	Ga	Dimensions				Fasteners		Factored Resistance				Installed Cost Index
			W (in)	H (in)	B (in)	d _e ⁶ (in)	Header	Joist	D. Fir-L		S-P-F		
									Uplift	Normal	Uplift	Normal	
									(K _D = 1.15)	(K _D = 1.00)	(K _D = 1.15)	(K _D = 1.00)	
lbs	lbs	lbs	lbs										
kN	kN	kN	kN										
SAWN LUMBER SIZES													
4x4	LUS44	18	3 ³ / ₁₆	3	2	1 ²³ / ₃₂	4-16d	2-16d	905	2020	640	1425	Lowest
									4.03	9.00	2.85	6.35	
	U44	16	3 ³ / ₁₆	2 ⁷ / ₈	2	1 ¹¹ / ₁₆	4-10d	2-10d	545	1450	390	1035	+ 20%
4x6	HU44	14	3 ³ / ₁₆	2 ⁷ / ₈	2 ¹ / ₂	2 ¹ / ₂	4-16d	2-10d	545	1835	390	1295	+ 161%
									2.43	8.17	1.74	5.77	
	LUS46	18	3 ³ / ₁₆	4 ³ / ₄	2	3 ¹³ / ₁₆	4-16d	4-16d	2195	2705	1550	1910	Lowest
4x6	U46	16	3 ³ / ₁₆	4 ⁷ / ₈	2	3 ¹³ / ₁₆	8-10d	4-10d	1085	3025	775	2160	+ 37%
									4.83	13.47	3.45	9.62	
	HUS46	14	3 ³ / ₁₆	5	2	3 ⁵ / ₈	4-16d	4-16d	1860	3050	1315	2155	+ 152%
									8.29	13.59	5.86	9.60	
	HU46 (Min)	14	3 ³ / ₁₆	5 ³ / ₁₆	2 ¹ / ₂	4 ¹³ / ₁₆	8-16d	4-10d	1085	3665	775	2590	+ 163%
4x8									4.83	16.33	3.45	11.54	
	HU46 (Max)	14	3 ³ / ₁₆	5 ³ / ₁₆	2 ¹ / ₂	4 ¹³ / ₁₆	12-16d	6-10d	1630	4415	1165	3120	+ 185%
									7.26	19.67	5.19	13.90	
4x8	LUS46	18	3 ³ / ₁₆	4 ³ / ₄	2	3 ¹³ / ₁₆	4-16d	4-16d	2195	2705	1550	1910	Lowest
									9.78	12.05	6.90	8.51	
	U46	16	3 ³ / ₁₆	4 ⁷ / ₈	2	3 ¹³ / ₁₆	8-10d	4-10d	1085	3025	775	2160	+ 37%
										4.83	13.47	3.45	9.62
	LUS48	18	3 ³ / ₁₆	6 ³ / ₄	2	3 ¹³ / ₁₆	6-16d	4-16d	2195	3630	1550	2565	+ 40%
										9.78	16.17	6.90	11.43
	HUS48	14	3 ³ / ₁₆	6 ¹⁵ / ₁₆	2	5 ³ / ₄	6-16d	6-16d	2920	3625	2065	2560	+ 203%
4x10									13.01	16.15	9.20	11.40	
	HU48 (Min)	14	3 ³ / ₁₆	6 ¹³ / ₁₆	2 ¹ / ₂	6 ⁷ / ₁₆	10-16d	4-10d	1085	4415	775	3120	+ 213%
									4.83	19.67	3.45	13.90	
	HU48 (Max)	14	3 ³ / ₁₆	6 ¹³ / ₁₆	2 ¹ / ₂	6 ⁷ / ₁₆	14-16d	6-10d	1630	5780	1165	4210	+ 235%
									7.26	25.75	5.19	18.75	
4x10	LUS48	18	3 ³ / ₁₆	6 ³ / ₄	2	3 ¹³ / ₁₆	6-16d	4-16d	2195	3630	1550	2565	Lowest
									9.78	16.17	6.90	11.43	
	LUS410	18	3 ³ / ₁₆	8 ³ / ₄	2	5 ²⁷ / ₃₂	8-16d	6-16d	3285	4500	2320	3180	+ 19%
										14.63	20.04	10.33	14.16
	U410	16	3 ³ / ₁₆	8 ³ / ₈	2	6 ¹ / ₄	14-10d	6-10d	1630	4360	1165	3115	+ 74%
										7.26	19.42	5.19	13.88
	HUS410	14	3 ³ / ₁₆	8 ¹⁵ / ₁₆	2	7 ³ / ₄	8-16d	8-16d	4385	6100	3100	4315	+ 154%
4x12									19.53	27.17	13.81	19.22	
	HU410 (Min)	14	3 ³ / ₁₆	8 ³ / ₈	2 ¹ / ₂	8 ¹ / ₄	14-16d	6-10d	1630	5780	1165	4210	+ 232%
										7.26	25.75	5.19	18.75
	HU410 (Max)	14	3 ³ / ₁₆	8 ³ / ₈	2 ¹ / ₂	8 ¹ / ₄	18-16d	10-10d	2715	5780	1940	4670	+ 253%
									12.09	25.75	8.64	20.80	
4x12	LUS410	18	3 ³ / ₁₆	8 ³ / ₄	2	5 ²⁷ / ₃₂	8-16d	6-16d	3285	4500	2320	3180	Lowest
									14.63	20.04	10.33	14.16	
	LUS414	18	3 ³ / ₁₆	10 ³ / ₄	2	5 ²⁷ / ₃₂	10-16d	6-16d	3285	5460	2320	3860	+ 33%
										14.63	24.32	10.33	17.19
	U410	16	3 ³ / ₁₆	8 ³ / ₈	2	6 ¹ / ₄	14-10d	6-10d	1630	4360	1165	3115	+ 46%
										7.26	19.42	5.19	13.88
	HUS410	14	3 ³ / ₁₆	8 ¹⁵ / ₁₆	2	7 ³ / ₄	8-16d	8-16d	4385	6100	3100	4315	+ 114%
6x6									19.53	27.17	13.81	19.22	
	HUS412	14	3 ³ / ₁₆	10 ¹ / ₂	2	9 ³ / ₄	10-16d	10-16d	5415	7015	3830	4960	+ 129%
									24.12	31.25	17.06	22.09	
	HU412 (Min)	14	3 ³ / ₁₆	10 ⁵ / ₁₆	2 ¹ / ₂	9 ¹⁵ / ₁₆	16-16d	6-10d	1630	5780	1165	4210	+ 268%
										7.26	25.75	5.19	18.75
6x6	HU412 (Max)	14	3 ³ / ₁₆	10 ⁵ / ₁₆	2 ¹ / ₂	9 ¹⁵ / ₁₆	22-16d	10-10d	2715	5780	1940	4670	+ 290%
									12.09	25.75	8.64	20.80	
	U66	16	5 ¹ / ₂	5	2	4 ⁵ / ₈	8-10d	4-10d	1085	3025	775	2160	*
6x6									4.83	13.47	3.45	9.62	
	HU66 (Min)	14	5 ¹ / ₂	4 ³ / ₁₆	2 ¹ / ₂	3 ¹³ / ₁₆	8-16d	4-16d	1320	3665	930	2590	*
									5.88	16.33	4.14	11.54	
6x6	HU66 (Max)	14	5 ¹ / ₂	4 ³ / ₁₆	2 ¹ / ₂	3 ¹³ / ₁₆	12-16d	6-16d	1975	4415	1395	3120	*
									8.80	19.67	6.21	13.90	



See footnotes on page 59.

FACE MOUNT HANGERS – SOLID SAWN LUMBER

JOIST SIZE	Model No.	Ga	Dimensions				Fasteners		Factored Resistance				Installed Cost Index
			W (in)	H (in)	B (in)	d _e ⁶ (in)	Header	Joist	D. Fir-L		S-P-F		
									Uplift	Normal	Uplift	Normal	
									(K _D = 1.15)	(K _D = 1.00)	(K _D = 1.15)	(K _D = 1.00)	
lbs	lbs	lbs	lbs										
kN	kN	kN	kN										
SAWN LUMBER SIZES													
6x8	U66	16	5½	5	2	4%	8-10d	4-10d	1085	3025	775	2160	*
	HU68 (Min)	14	5½	5¼	2½	5¼	10-16d	4-16d	4.83	13.47	3.45	9.62	*
	HU68 (Max)	14	5½	5¼	2½	5¼	14-16d	6-16d	1320	4415	930	3120	*
6x10	U610	16	5½	8½	2	7¼	14-10d	6-10d	5.88	19.67	4.14	13.90	*
	HU610 (Min)	14	5½	7%	2½	7¼	14-16d	6-16d	1975	5780	1395	4210	*
	HU610 (Max)	14	5½	7%	2½	7¼	18-16d	8-16d	8.80	25.75	6.21	18.75	*
6x12	U612 (Min)	14	5½	9%	2½	9	16-16d	6-16d	2635	5780	1865	4670	*
	U612 (Max)	14	5½	9%	2½	9	22-16d	8-16d	11.74	25.75	8.31	20.80	*
	HU612 (Min)	14	5½	9%	2½	9	16-16d	6-16d	1975	5780	1395	4210	*
6x14	U614 (Min)	14	5½	11%	2½	11¼	18-16d	8-16d	8.80	25.75	6.21	18.75	*
	U614 (Max)	14	5½	11%	2½	11¼	24-16d	12-16d	2635	5780	1865	4670	*
	HU614 (Min)	14	5½	11%	2½	11¼	18-16d	8-16d	11.74	25.75	8.31	20.80	*
6x16	U616 (Min)	14	5½	12¼	2½	12¼	20-16d	8-16d	3955	7025	2795	6160	*
	U616 (Max)	14	5½	12¼	2½	12¼	26-16d	12-16d	17.62	31.29	12.45	27.44	*
	HU616 (Min)	14	5½	12¼	2½	12¼	20-16d	8-16d	2635	5780	1865	4670	*
8x8	U88 (Min)	14	7½	6%	2½	6¼	10-16d	4-16d	11.74	25.75	8.31	20.80	*
	U88 (Max)	14	7½	6%	2½	6¼	14-16d	6-16d	3955	7025	2795	6160	*
	HU88 (Min)	14	7½	6%	2½	6¼	10-16d	4-16d	1320	4415	930	3120	*
8x10	U810 (Min)	14	7½	8%	2½	8	14-16d	6-16d	5.88	19.67	4.14	13.90	*
	U810 (Max)	14	7½	8%	2½	8	18-16d	8-16d	1975	5780	1395	4210	*
	HU810 (Min)	14	7½	8%	2½	8	14-16d	6-16d	8.80	25.75	6.21	18.75	*
8x12	U812 (Min)	14	7½	10%	2½	9¾	16-16d	6-16d	2635	5780	1865	4670	*
	U812 (Max)	14	7½	10%	2½	9¾	22-16d	8-16d	11.74	25.75	8.31	20.80	*
	HU812 (Min)	14	7½	10%	2½	9¾	16-16d	6-16d	8.80	25.75	6.21	18.75	*
8x14	U814 (Min)	14	7½	11%	2½	11½	18-16d	8-16d	2635	5780	1865	4670	*
	U814 (Max)	14	7½	11%	2½	11½	24-16d	12-16d	11.74	25.75	8.31	20.80	*
	HU814 (Min)	14	7½	11%	2½	11½	18-16d	8-16d	3955	7025	2795	6160	*
8x16	U816 (Min)	14	7½	13%	2½	13¼	20-16d	8-16d	17.62	31.29	12.45	27.44	*
	U816 (Max)	14	7½	13%	2½	13¼	26-16d	12-16d	2635	5780	1865	4670	*
	HU816 (Min)	14	7½	13%	2½	13¼	20-16d	8-16d	11.74	25.75	8.31	20.80	*

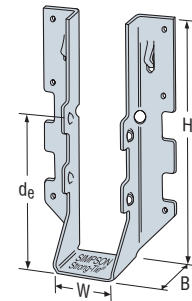


- 10d common nails may be used instead of the specified 16d nails at 0.82 of the tabulated value.
- Factored uplift resistances have been increased 15% for earthquake or wind loading with no further increase allowed. Reduce by 15% for standard term loading such as in cantilever construction.
- MIN nailing quantity and factored resistances—fill all round holes; MAX nailing quantity and factored resistances—fill all round and triangle holes.
- D. Fir-L factored resistances can be used for most LVL. Verify with manufacturer prior to selecting hanger.
- See page 16 for headers with reduced capacity due to installation with different nails.
- d_e is the distance from the bearing seat to the top joist nail.
- NAILS:** 16d = 0.162" dia. x 3½" long, 10d = 0.148" dia. x 3" long, 10dx1½ = 0.148" dia. x 1½" long. See page 16-17 for other nail sizes and information.

* Hangers do not have an Installed Cost Index.

FACE MOUNT HANGERS – ROUGH LUMBER

JOIST SIZE	Model No.	Ga	Dimensions				Fasteners		Factored Resistance			
			W (in)	H (in)	B (in)	d _e ⁵ (in)	Header	Joist	D.Fir-L		S-P-F	
									Uplift	Normal	Uplift	Normal
									(K _D = 1.15)	(K _D = 1.00)	(K _D = 1.15)	(K _D = 1.00)
lbs	lbs	lbs	lbs									
kN	kN	kN	kN									
ROUGH LUMBER SIZES												
2x4 (R)	LU24R-18	18	2	3 ¹ / ₁₆	1 ¹ / ₂	2 ¹ / ₂	4-16d	2-10dx1 ¹ / ₂	505	1020	360	730
	U24R	16	2	3 ⁵ / ₁₆	2	2 ⁵ / ₁₆	4-16d	2-10dx1 ¹ / ₂	2.25	4.54	1.60	3.25
2x6 (R)	LU26R-18	18	2	4 ¹ / ₁₆	1 ¹ / ₂	3 ¹³ / ₁₆	6-16d	4-10dx1 ¹ / ₂	1000	1605	715	1145
	U26R	16	2	5 ⁵ / ₁₆	2	4 ⁵ / ₁₆	8-16d	4-10dx1 ¹ / ₂	4.45	7.15	3.18	5.10
2x8 (R)	LU28R-18	18	2	6 ³ / ₁₆	1 ¹ / ₂	5 ⁵ / ₁₆	8-16d	6-10dx1 ¹ / ₂	1085	1605	775	1145
	U26R	16	2	5 ⁵ / ₁₆	2	4 ⁵ / ₁₆	8-16d	4-10dx1 ¹ / ₂	4.83	7.26	3.45	5.10
2x10 (R)	LU210R-18	18	2	7 ¹ / ₁₆	2	5 ⁹ / ₁₆	10-16d	6-10dx1 ¹ / ₂	1085	1605	775	1145
	U210R	16	2	9 ¹ / ₁₆	2	7 ¹ / ₄	14-16d	6-10dx1 ¹ / ₂	4.83	7.26	3.45	5.10
2x12 (R)	U210R	16	2	9 ¹ / ₁₆	2	7 ¹ / ₄	14-16d	6-10dx1 ¹ / ₂	1600	2495	1145	1785
2x14 (R)	U210R	16	2	9 ¹ / ₁₆	2	7 ¹ / ₄	14-16d	6-10dx1 ¹ / ₂	7.13	11.11	5.10	7.95
4x4 (R)	U44R	16	4	2 ⁵ / ₁₆	2	1 ¹¹ / ₁₆	4-16d	2-16d	1630	4360	1165	3115
4x6 (R)	U46R	16	4	4 ⁵ / ₁₆	2	3 ³ / ₄	8-16d	4-16d	7.26	19.42	5.19	13.88
4x8 (R)	U46R	16	4	4 ⁵ / ₁₆	2	3 ³ / ₄	8-16d	4-16d	1630	4360	1165	3115
4x10 (R)	U410R	16	4	8 ¹ / ₁₆	2	6 ¹ / ₄	14-16d	6-16d	7.26	19.42	5.19	13.88
4x12 (R)	U410R	16	4	8 ¹ / ₁₆	2	6 ¹ / ₄	14-16d	6-16d	8.80	19.42	6.21	13.88
6x6 (R)	U66R	16	6	5	2	3 ¹³ / ₁₆	8-16d	4-16d	1975	4360	1395	3115
6x8 (R)	U66R	16	6	5	2	3 ¹³ / ₁₆	8-16d	4-16d	8.80	19.42	6.21	13.88
6x10 (R)	U610R	16	6	8 ¹ / ₂	2	8	14-16d	6-16d	1975	4360	1395	3115
6x12 (R)	U610R	16	6	8 ¹ / ₂	2	8	14-16d	6-16d	8.80	19.42	6.21	13.88
6x14 (R)	U610R	16	6	8 ¹ / ₂	2	8	14-16d	6-16d	1975	4360	1395	3115
									8.80	19.42	6.21	13.88



- 10d common nails may be used instead of the specified 16d nails at 0.82 of the tabulated value.
- Factored uplift resistances have been increased 15% for earthquake or wind loading with no further increase allowed. Reduce by 15% for standard term loading such as in cantilever construction.
- D.Fir-L factored resistances can be used for most LVL. Verify with manufacturer prior to selecting hanger.
- See page 16 for headers with reduced capacity due to installation with different nails.
- d_e is the distance from the bearing seat to the top joist nail.
- NAILS:** 16d = 0.162" dia. x 3¹/₂" long, 10d = 0.148" dia. x 3" long, 10dx1¹/₂ = 0.148" dia. x 1¹/₂" long. See page 16-17 for other nail sizes and information.

* Hangers do not have an Installed Cost Index.