

**THA/THAC** Adjustable Truss Hangers



This product is preferable to similar connectors because of  
a) easier installation, b) higher loads, c) lower installed cost,  
or a combination of these features.

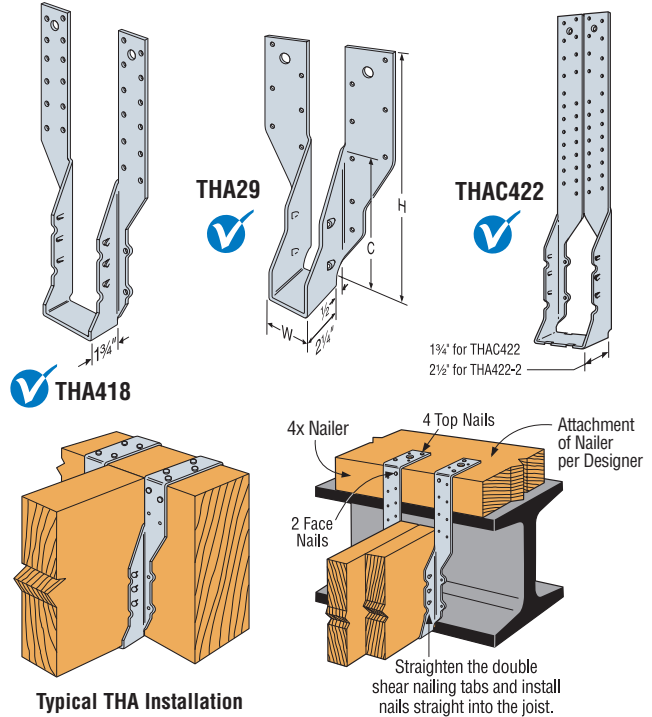
The THA series' extra long straps allow full code nailing and can be field-formed to give top flange hanger convenience.

**MATERIAL:** See table **FINISH:** Galvanized

**INSTALLATION:** • Use all specified fasteners. See General Notes.

**Two different installation methods may be used:**

- **Maximum Nailing**—Install all face nails according to the table. Nails used for the joist attachment must be driven at an angle so that they penetrate through the corner of the joist into the header. With single 2x carrying members, use 10dx1½" nails into the carrying member, and 10d commons into the carried member, when 10d nails are specified and use 0.77 of the table value. When 16d nails are specified use 10dx1½" nails into the carrying member and 16d commons into the carried member for 0.64 of the table value.
- **Minimum Nailing**—For the THA29, the minimum nailing schedule requires the use of joist double shear nailing as detailed above, and that the strap be field-formed over the header a minimum of 2½". A minimum of four top and four face nails must be used. For all models except the THA29, the minimum nailing schedule may be followed where double shear nailing is not possible, provided the strap is field-formed over the top of the header a minimum of 1½" for the THA213 and THA413, and 2" for all others, and a minimum of four top and two face nails are used. The joist double shear nailing tabs are easily straightened so that the nails can be driven straight into the joist.



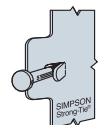
These products are available with additional corrosion protection. Additional products on this page may also be available with this option, check with Simpson Strong-Tie for details.

**Typical THA Minimum Nailing Configuration on a 4x Nailer (except THA29)**

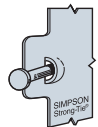
Min. Joist Size	Model No.	Ga	Dimensions (in)			Fasteners				Factored Resistance			
			W	H	C	Header		Joist		D.Fir-L		S-P-F	
						Top	Face	Straight	Slant	Uplift	Normal	Uplift	Normal
										(K <sub>D</sub> =1.15)	(K <sub>D</sub> =1.00)	(K <sub>D</sub> =1.15)	(K <sub>D</sub> =1.00)
lbs	lbs	lbs	lbs	kN	kN	kN	kN						
<b>MINIMUM NAILING – TOP FLANGE</b>													
2x4	THA29	18	1½	9 1/16	5½	4-10d	4-10d	—	4-10d	1050	3625	750	2750
										4.68	16.15	3.34	12.25
2x6	THA213	18	1½	13 3/16	5½	4-10d	2-10d	4-10dx1½	—	—	2225	—	1655
	THA218	18	1½	17 3/16	5½	4-10d	2-10d	4-10dx1½	—	—	9.91	—	7.37
(2) 2x10	THA218-2	16	3½	17 1/16	8	4-16d	2-16d	6-16dx2½	—	—	2225	—	1655
	THA222-2	16	3½	22 3/16	8	4-16d	2-16d	6-16dx2½	—	—	9.91	—	7.37
4x6	THA413	18	3½	13 3/16	4½	4-10d	2-10d	4-10d	—	—	2675	—	2405
	THA418	16	3½	17 ½	7 7/8	4-16d	2-16d	6-16d	—	—	11.92	—	10.71
4x10	THAC418	16	3½	17 ½	7 7/8	4-16d	2-16d	6-16d	—	—	2675	—	2405
	THA422	16	3½	22	7 7/8	4-16d	2-16d	6-16d	—	—	11.92	—	10.71
	THAC422	16	3½	22	7 7/8	4-16d	2-16d	6-16d	—	—	2675	—	2405
	THAC422	16	3½	22	7 7/8	4-16d	2-16d	6-16d	—	—	11.92	—	10.71
<b>MAXIMUM NAILING – ALL NAIL HOLES FILLED</b>													
2x4	THA29	18	1½	9 1/16	5½	—	16-10d	—	4-10d	1050	3440	750	2455
										4.68	15.32	3.34	10.94
2x6	THA213	18	1½	13 3/16	5½	—	14-10d	—	4-10d	1810	3075	1290	2290
	THA218	18	1½	17 3/16	5½	—	18-10d	—	4-10d	8.06	13.70	5.75	10.20
(2) 2x10	THA218-2	16	3½	17 1/16	8	—	16-16d	—	6-16d	1810	3075	1290	2290
	THA222-2	16	3½	22 3/16	8	—	22-16d	—	6-16d	8.06	13.70	5.75	10.20
4x6	THA413	18	3½	13 3/16	4½	—	14-10d	—	4-10d	2920	4765	2065	3370
	THA418	16	3½	17 ½	7 7/8	—	16-16d	—	6-16d	1301	21.22	9.20	15.01
4x10	THAC418	16	3½	17 ½	7 7/8	—	16-16d	—	6-16d	2920	4765	2065	3370
	THA422	16	3½	22	7 7/8	—	22-16d	—	6-16d	1301	21.22	9.20	15.01
	THAC422	16	3½	22	7 7/8	—	22-16d	—	6-16d	2920	4765	2065	3370
	THAC422	16	3½	22	7 7/8	—	22-16d	—	6-16d	1301	21.22	9.20	15.01



Double Shear Nailing Top View



Double Shear Nailing Side View  
Do not bend tab unless otherwise noted



Dome Double Shear Nailing prevents tabs breaking off (available on some models)

U.S. Patent 5,603,580

1. 10d commons may be used to replace 16d commons at 0.82 of tabulated factored resistances.
2. Factored uplift resistances have been increased 15% for earthquake or wind loading with no further increase allowed; reduce where other loads govern.
3. **NAILS:** 16d = 0.162" dia. x 3½" long, 16dx2½ = 0.162" dia. x 2½" long, 10d = 0.148" dia. x 3" long, 10dx1½ = 0.148" dia. x 1½" long. See page 16-17 for other nail sizes and information.