

TOP FLANGE HANGERS – I-JOISTS & SCL

Engineered Wood & Structural Composite Lumber Connectors

Joist Size	Model No.	Web Stiff Req'd	Ga	Dimensions (in)				Fasteners			Factored Resistance							
											Solid Header				Joist	Uplift (K ₀ = 1.15)	Normal (K ₀ = 1.00)	
				W	H	B	TF	Top	Face	lbs	D. Fir-L	S-P-F	LVL	PSL			LSL	S-P-F I-Joist
															lbs	lbs		
kN	kN	kN	kN	kN	kN	kN	kN	kN	kN	kN	kN	kN	kN	kN				
1 1/2 x 9 1/2	LT159	—	18	1 9/16	9 1/2	2	1 1/8	4-10d	2-10d	1-#8X1 1/4 WS	100	2620	1725	2560	2480	2615	1695	—
	MIT29.5	—	16	1 9/16	9 1/2	2 1/2	2 5/16	4-16d	4-16d	2-10dx1 1/2	535	3285	2415	3550	3025	3465	1900	—
	LBV1.56/9.5	—	14	1 9/16	9 1/2	3	2 1/2	6-16d	4-16d	2-10dx1 1/2	2.38	14.63	10.76	15.81	13.47	15.43	8.46	—
	WP29.5	✓	12	1 9/16	9 1/2	4	2 3/16	2-16d	—	2-10dx1 1/2	435	3905	3125	3905	4410	4630	2200	—
	WM29.5	✓	12	1 9/16	9 1/2	4 1/2	3 3/4	2-16dDPLX	—	2-10dx1 1/2	1.94	17.39	13.92	17.39	19.64	20.62	9.80	—
1 1/2 x 11 1/8	LT151188	—	18	1 9/16	11 1/8	2	1 1/8	4-10d	2-10d	1-#8X1 1/4 WS	100	2620	1725	2560	2480	2615	1695	—
	MIT211.88	—	16	1 9/16	11 1/8	2 1/2	2 5/16	4-16d	4-16d	2-10dx1 1/2	0.45	11.67	7.68	11.39	11.03	11.63	7.54	—
	LBV1.56/11.88	—	14	1 9/16	11 1/8	3	2 1/2	6-16d	4-16d	2-10dx1 1/2	535	3480	2415	3550	3025	3465	1900	—
	WP211.88	✓	12	1 9/16	11 1/8	4	2 3/16	2-16d	—	2-10dx1 1/2	2.38	15.51	10.76	15.81	13.47	15.43	8.46	—
	WM211.88	✓	12	1 9/16	11 1/8	4 1/2	3 3/4	2-16dDPLX	—	2-10dx1 1/2	435	3905	3125	3905	4410	4630	2200	—
1 1/2 x 14	LBV1.56/14	—	14	1 9/16	14	3	2 1/2	6-16d	4-16d	2-10dx1 1/2	1.94	17.39	13.92	17.39	19.64	20.62	9.80	—
1 1/2 x 16	LBV1.56/16	—	14	1 9/16	16	3	2 1/2	6-16d	4-16d	2-10dx1 1/2	435	3905	3125	3905	4410	4630	2200	—
1 3/4 x 7 1/4	LBV1.81/7.25	—	14	1 13/16	7 1/4	3	2 1/2	6-16d	4-16d	2-10dx1 1/2	1.94	17.39	13.92	17.39	19.64	20.62	9.80	—
	WP1.81/7.25	✓	12	1 13/16	7 1/4	3 1/2	2 3/16	2-16d	—	2-10dx1 1/2	—	4430	3855	5950	5430	5980	—	—
1 3/4 x 9 1/2	ITS1.81/9.5	—	18	1 7/8	9 1/2	2	1 1/8	4-10d	2-10d	—	175	2235	1690	2280	2005	2615	1375	—
	LT179	—	18	1 13/16	9 1/2	2	1 1/8	4-10d	2-10d	1-#8X1 1/4 WS	0.78	9.96	7.53	10.16	8.93	11.65	6.12	—
	MIT9.5	—	16	1 13/16	9 1/2	2 1/2	2 5/16	4-16d	4-16d	2-10dx1 1/2	100	2620	1725	2560	2480	2615	1695	—
	LBV1.81/9.5	—	14	1 13/16	9 1/2	3	2 1/2	6-16d	4-16d	2-10dx1 1/2	0.45	11.67	7.68	11.39	11.03	11.63	7.54	—
	WP9	✓	12	1 13/16	9 1/2	3 1/2	2 3/16	2-16d	—	2-10dx1 1/2	535	3480	2415	3550	3025	3465	1900	—
	WM9	✓	12	1 13/16	9 1/2	4 1/2	3 3/4	2-16dDPLX	—	2-10dx1 1/2	2.38	15.51	10.76	15.81	13.47	15.43	8.46	—
1 3/4 x 11 1/8	ITS1.81/11.88	—	18	1 7/8	11 1/8	2	1 1/8	4-10d	2-10d	—	175	2235	1690	2280	2005	2615	1375	—
	LT171188	—	18	1 13/16	11 1/8	2	1 1/8	4-10d	2-10d	1-#8X1 1/4 WS	0.78	9.96	7.53	10.16	8.93	11.65	6.12	—
	MIT11.88	—	16	1 13/16	11 1/8	2 1/2	2 5/16	4-16d	4-16d	2-10dx1 1/2	100	2620	1725	2560	2480	2615	1695	—
	BA1.81/11.88 (Min)	—	14	1 13/16	11 1/8	3	2 1/2	6-16d	10-16d	2-10dx1 1/2	0.45	11.67	7.68	11.39	11.03	11.63	7.54	—
	BA1.81/11.88 (Max)	✓	14	1 13/16	11 1/8	3	2 1/2	6-16d	10-16d	8-10dx1 1/2	535	3480	2415	3550	3025	3465	1900	—
	LBV1.81/11.88	—	14	1 13/16	11 1/8	3	2 1/2	6-16d	4-16d	8-10dx1 1/2	2.38	15.51	10.76	15.81	13.47	15.43	8.46	—
	WP11	✓	12	1 13/16	11 1/8	3 1/2	2 3/16	2-16d	—	2-10dx1 1/2	435	4990	4370	5835	5385	5820	2420	—
	WM11	✓	12	1 13/16	11 1/8	4 1/2	3 3/4	2-16dDPLX	—	2-10dx1 1/2	1.94	22.23	19.47	25.99	23.99	25.92	10.78	—
1 3/4 x 14	ITS1.81/14	—	18	1 7/8	13 1/8	2	1 1/8	4-10d	2-10d	—	175	2235	1690	2280	2005	2615	1375	—
	LT1714	—	18	1 13/16	14	2	1 1/8	4-10d	2-10d	1-#8X1 1/4 WS	0.78	9.96	7.53	10.16	8.93	11.65	6.12	—
	MIT1.81/14	—	16	1 13/16	14	2 1/2	2 5/16	4-16d	4-16d	2-10dx1 1/2	100	2620	1725	2560	2480	2615	1695	—
	LBV1.81/14	—	14	1 13/16	14	3	2 1/2	6-16d	4-16d	2-10dx1 1/2	0.45	11.67	7.68	11.39	11.03	11.63	7.54	—
	WP14	✓	12	1 13/16	14	3 1/2	2 3/16	2-16d	—	2-10dx1 1/2	535	3480	2415	3550	3025	3465	1900	—
	WM14	✓	12	1 13/16	14	4 1/2	3 3/4	2-16dDPLX	—	2-10dx1 1/2	2.38	15.51	10.76	15.81	13.47	15.43	8.46	—

1. When I-joist is used as a header, all header fasteners must be 10dx1 1/2.
 See footnotes on pages 87 and 90 for reduction values when flange material is less than 1 1/2" thick.
 2. See tables on pages 86-92 for specific notes on individual model types.

TOP FLANGE HANGERS – I-JOISTS & SCL

Engineered Wood & Structural Composite Lumber Connectors

Joist Size	Model No.	Web Stiff Req'd	Ga	Dimensions (in)				Fasteners			Factored Resistance							
				W	H	B	TF	Solid Header		Joist	Normal (K _D = 1.00)							
								Top	Face		Uplift (K _D = 1.15)	D.Fir-L	S-P-F	LVL	PSL	LSL	S-P-F I-Joist	Masonry
				lbs	lbs	lbs	lbs	lbs	lbs	lbs	lbs	lbs	lbs	lbs	lbs	lbs		
kN	kN	kN	kN	kN	kN	kN	kN	kN	kN	kN	kN	kN	kN					
1 3/4 x 16	LT1716	—	18	1 3/16	16	2	1 3/8	4-10d	2-10d	1-#8X1 1/4 WS	100	2620	1725	2560	2480	2615	1695	—
	MIT1.81/16	—	16	1 3/16	16	2 1/2	2 3/16	4-16d	4-16d	2-10dx1 1/2	0.45	11.67	7.68	11.39	11.03	11.63	7.54	—
	LBV1.81/16	—	14	1 3/16	16	3	2 1/2	6-16d	4-16d	2-10dx1 1/2	535	3480	2415	3550	3025	3465	1900	—
	B1.81/16	✓	12	1 3/16	16	3	2 1/2	6-16d	8-16d	2-10dx1 1/2	2.38	15.51	10.76	15.81	13.47	15.43	8.46	—
	WP16	✓	12	1 3/16	16	3 1/2	2 3/16	2-16d	—	2-10dx1 1/2	435	3905	3125	3905	4410	4630	2200	—
	WM16	✓	12	1 3/16	16	4 1/2	3 3/4	2-16dDPLX	—	2-10dx1 1/2	1.94	17.39	13.92	17.39	19.64	20.62	9.80	—
												1650	5940	3910	6490	5230	6185	—
2 x 9 1/2	ITS2.06/9.5	—	18	2 1/8	9 7/16	2	1 1/16	4-10d	2-10d	—	7.35	26.46	17.42	28.91	23.30	27.55	—	—
	LBV2.06/9.5	—	14	2 1/16	9 1/2	2 1/2	2 1/2	6-16d	4-16d	2-10dx1 1/2	—	4430	3855	5950	5430	5980	—	—
2 x 11 1/8	ITS2.06/11.88	—	18	2 1/8	11 7/8	2	1 1/16	4-10d	2-10d	—	—	19.73	17.17	26.50	24.19	26.64	—	—
	LBV2.06/11.88	—	14	2 1/16	11 7/8	2 1/2	2 1/2	6-16d	4-16d	2-10dx1 1/2	—	—	—	—	—	—	—	6060
2 x 14	ITS2.06/14	—	18	2 1/8	13 1/16	2	1 1/16	4-10d	2-10d	—	—	—	—	—	—	—	—	26.99
	LBV2.06/14	—	14	2 1/16	14	2 1/2	2 1/2	6-16d	4-16d	2-10dx1 1/2	435	3905	3125	3905	4410	4630	2200	—
2 x 16	ITS2.06/16	—	18	2 1/8	13 1/16	2	1 1/16	4-10d	2-10d	—	1.94	17.39	13.92	17.39	19.64	20.62	9.80	—
	LBV2.06/16	—	14	2 1/16	16	2 1/2	2 1/2	6-16d	4-16d	2-10dx1 1/2	435	3905	3125	3905	4410	4630	2200	—
2 1/16 x 9 1/2	ITS2.06/9.5	—	18	2 1/8	9 7/16	2	1 1/16	4-10d	2-10d	—	1.94	17.39	13.92	17.39	19.64	20.62	9.80	—
	LBV2.1/9.5	—	14	2 1/8	9 1/2	2 1/2	2 1/2	6-16d	4-16d	2-10dx1 1/2	435	3905	3125	3905	4410	4630	2200	—
2 1/16 x 11 1/8	ITS2.06/11.88	—	18	2 1/8	11 13/16	2	1 1/16	4-10d	2-10d	—	1.94	17.39	13.92	17.39	19.64	20.62	9.80	—
	LBV2.1/11.88	—	14	2 1/8	11 7/8	2 1/2	2 1/2	6-16d	4-16d	2-10dx1 1/2	435	3905	3125	3905	4410	4630	2200	—
2 1/16 x 14	ITS2.06/14	—	18	2 1/8	13 1/16	2	1 1/16	4-10d	2-10d	—	1.94	17.39	13.92	17.39	19.64	20.62	9.80	—
	LBV2.1/14	—	14	2 1/8	14	2 1/2	2 1/2	6-16d	4-16d	2-10dx1 1/2	435	3905	3125	3905	4410	4630	2200	—
2 1/16 x 16	ITS2.06/16	—	18	2 1/8	13 1/16	2	1 1/16	4-10d	2-10d	—	435	3905	3125	3905	4410	4630	2200	—
	LBV2.1/16	—	14	2 1/8	16	2 1/2	2 1/2	6-16d	4-16d	2-10dx1 1/2	1.94	17.39	13.92	17.39	19.64	20.62	9.80	—
2 1/4 - 2 3/16 x 9 1/2	ITS2.37/9.5	—	18	2 1/16	9 7/16	2	1 1/16	4-10d	2-10d	—	175	2235	1690	2280	2005	2615	1375	—
	LT239	—	18	2 3/8	9 1/2	2	1 1/8	4-10d	2-10d	1-#8X1 1/4 WS	0.78	9.96	7.53	10.16	8.93	11.65	6.12	—
2 1/4 - 2 3/16 x 11 1/8	LBV2.37/9.5	—	14	2 3/16	9 1/2	2 1/2	2 1/2	6-16d	4-16d	2-10dx1 1/2	100	2620	1725	2560	2480	2615	1695	—
	ITS2.37/11.88	—	18	2 1/16	11 13/16	2	1 1/16	4-10d	2-10d	—	0.45	11.67	7.68	11.39	11.03	11.63	7.54	—
	LT231188	—	18	2 3/8	11 7/8	2	1 1/8	4-10d	2-10d	1-#8X1 1/4 WS	535	3480	2415	3550	3025	3465	1900	—
	MIT3511.88	—	16	2 3/16	11 7/8	2 1/2	2 3/16	4-16d	4-16d	2-10dx1 1/2	2.38	15.51	10.76	15.81	13.47	15.43	8.46	—
	LBV2.37/11.88	—	14	2 3/16	11 7/8	2 1/2	2 1/2	6-16d	4-16d	2-10dx1 1/2	435	3905	3125	3905	4410	4630	2200	—
	W3511.88	✓	12	2 3/16	11 7/8	2 1/2	2 1/2	2-16d	—	2-10dx1 1/2	1.94	17.39	13.92	17.39	19.64	20.62	9.80	—
	WM3511.88	✓	12	2 3/16	11 7/8	3	3 3/4	2-16dDPLX	—	2-10dx1 1/2	—	2955	2375	3820	3190	—	—	—
2 1/4 - 2 3/16 x 14	ITS2.37/14	—	18	2 1/16	13 1/16	2	1 1/16	4-10d	2-10d	—	—	13.16	10.58	17.02	14.21	—	—	—
	LT2314	—	18	2 3/8	14	2	1 1/8	4-10d	2-10d	1-#8X1 1/4 WS	175	2235	1690	2280	2005	2615	1375	—
	MIT3514	—	16	2 3/16	14	2 1/2	2 3/16	4-16d	4-16d	2-10dx1 1/2	0.78	9.96	7.53	10.16	8.93	11.65	6.12	—
	LBV2.37/14	—	14	2 3/16	14	2 1/2	2 1/2	6-16d	4-16d	2-10dx1 1/2	100	2620	1725	2560	2480	2615	1695	—
	WP3514	✓	12	2 3/16	14	2 1/2	2 3/16	2-16d	—	2-10dx1 1/2	0.45	11.67	7.68	11.39	11.03	11.63	7.54	—
	WM3514	✓	12	2 3/16	14	3	3 3/4	2-16dDPLX	—	2-10dx1 1/2	535	3480	2415	3550	3025	3465	1900	—
												2.38	15.51	10.76	15.81	13.47	15.43	8.46
											435	3905	3125	3905	4410	4630	2200	—
											1.94	17.39	13.92	17.39	19.64	20.62	9.80	—
											—	4430	3855	5950	5430	5980	—	—
											—	19.73	17.17	26.50	24.19	26.64	—	—
											—	—	—	—	—	—	—	6060
											—	—	—	—	—	—	—	26.99

1. When I-joint is used as a header, all header fasteners must be 10dx1 1/2.
See footnotes on pages 87 and 90 for reduction values when flange material is less than 1 1/2" thick.
2. See tables on pages 86-92 for specific notes on individual model types.

TOP FLANGE HANGERS – I-JOISTS & SCL

Joist Size	Model No.	Web Stiff Req'd	Ga	Dimensions (in)				Fasteners			Factored Resistance							
				W	H	B	TF	Solid Header		Joist	Uplift ($K_D = 1.15$)	Normal ($K_D = 1.00$)						
								Top	Face			D.Fir-L	S-P-F	LVL	PSL	LSL	S-P-F I-Joist	Masonry
				lbs	lbs	lbs	lbs	lbs	lbs	lbs	lbs	lbs	lbs	lbs	lbs	lbs		
kN	kN	kN	kN	kN	kN	kN	kN	kN	kN	kN	kN	kN						
2½ - 2⅝ x 13	LT2513	—	18	2⅝	13	2	1⅝	4-10d	2-10d	1-#8X1¼ WS	100	2620	1725	2560	2480	2615	1695	—
	LBV2.56/13	—	14	2⅝	13	2½	2½	6-16d	4-16d	2-10dx1½	0.45	11.67	7.68	11.39	11.03	11.63	7.54	—
2½ - 2⅝ x 14	ITS2.56/14	—	18	2⅝	13⅞	2	1⅞	4-10d	2-10d	—	175	2235	1690	2280	2005	2615	1375	—
	LT2514	—	18	2⅝	14	2	1⅝	4-10d	2-10d	1-#8X1¼ WS	0.45	11.67	7.68	11.39	11.03	11.63	7.54	—
	MIT314	—	16	2⅝	14	2½	2⅝	4-16d	4-16d	2-10dx1½	535	3480	2415	3550	3025	3465	1900	—
	BA2.56/14 (Min)	—	14	2⅝	14	3	2½	6-16d	10-16d	2-10dx1½	2.38	15.51	10.76	15.81	13.47	15.43	8.46	—
	BA2.56/14 (Max)	✓	14	2⅝	14	3	2½	6-16d	10-16d	8-10dx1½	435	4990	4370	5835	5385	5820	2420	—
	LBV2.56/14	—	14	2⅝	14	2½	2½	6-16d	4-16d	2-10dx1½	1.94	22.23	19.47	25.99	23.99	25.92	10.78	—
	WPI314	✓	12	2⅝	14	2½	2⅝	2-16d	—	2-10dx1½	1915	5940	4370	6490	7075	6185	2420	—
	WMI314	✓	12	2⅝	14	3	3¼	2-16dDPLX	—	2-10dx1½	8.53	26.46	19.47	28.91	31.51	27.55	10.78	—
	—	—	—	—	—	—	—	—	—	—	435	3905	3125	3905	4410	4630	2200	—
	—	—	—	—	—	—	—	—	—	—	1.94	17.39	13.92	17.39	19.64	20.62	9.80	—
2½ - 2⅝ x 16	LT2516	—	18	2⅝	16	2	1⅝	4-10d	2-10d	1-#8X1¼ WS	—	—	—	—	—	—	—	6060
	MIT316	—	16	2⅝	16	2½	2⅝	4-16d	4-16d	2-10dx1½	—	—	—	—	—	—	—	26.99
	BA2.56/16 (Min)	—	14	2⅝	16	3	2½	6-16d	10-16d	2-10dx1½	535	3480	2415	3550	3025	3465	1900	—
	BA2.56/16 (Max)	✓	14	2⅝	16	3	2½	6-16d	10-16d	8-10dx1½	2.38	15.51	10.76	15.81	13.47	15.43	8.46	—
	LBV2.56/16	—	14	2⅝	16	2½	2½	6-16d	4-16d	2-10dx1½	435	4990	4370	5835	5385	5820	2420	—
	WPI316	✓	12	2⅝	16	2½	2⅝	2-16d	—	2-10dx1½	1.94	22.23	19.47	25.99	23.99	25.92	10.78	—
	WMI316	✓	12	2⅝	16	3	3¼	2-16dDPLX	—	2-10dx1½	1915	5940	4370	6490	7075	6185	2420	—
	—	—	—	—	—	—	—	—	—	—	8.53	26.46	19.47	28.91	31.51	27.55	10.78	—
2½ - 2⅝ x 18	MIT318	—	16	2⅝	18	2½	2⅝	4-16d	4-16d	2-10dx1½	435	3905	3125	3905	4410	4630	2200	—
	HIT318	—	16	2⅝	18	3	2⅞	4-16d	6-16d	2-10dx1½	1.94	17.39	13.92	17.39	19.64	20.62	9.80	—
	LBV2.56/18	—	14	2⅝	18	2½	2½	6-16d	4-16d	2-10dx1½	—	4430	3855	5950	5430	5980	—	—
	WPI318	✓	12	2⅝	18	2½	2⅝	2-16d	—	2-10dx1½	—	19.73	17.17	26.50	24.19	26.64	—	—
	WMI318	✓	12	2⅝	18	3	3¼	2-16dDPLX	—	2-10dx1½	—	—	—	—	—	—	—	6060
2½ - 2⅝ x 20	MIT320	✓	16	2⅝	20	2½	2⅝	4-16d	4-16d	2-10dx1½	—	—	—	—	—	—	—	6060
	HIT320	—	16	2⅝	20	3	2⅞	4-16d	6-16d	2-10dx1½	535	3480	2415	3550	3025	3465	1900	—
	LBV2.56/20	—	14	2⅝	20	2½	2½	6-16d	4-16d	2-10dx1½	2.38	15.51	10.76	15.81	13.47	15.43	8.46	—
	WPI320	✓	12	2⅝	20	2½	2⅝	2-16d	—	2-10dx1½	435	3905	3125	3905	4410	4630	2200	—
	WMI320	✓	12	2⅝	20	3	3¼	2-16dDPLX	—	2-10dx1½	1.94	17.39	13.92	17.39	19.64	20.62	9.80	—
2½ - 2⅝ x 22	HIT322	—	16	2⅝	22	3	2⅞	4-16d	6-16d	2-10dx1½	—	—	—	—	—	—	—	6060
	LBV2.56/22	—	14	2⅝	22	2½	2½	6-16d	4-16d	2-10dx1½	535	4560	2700	3730	3220	3775	—	—
	WPI322	✓	12	2⅝	22	2½	2⅝	2-16d	—	2-10dx1½	2.38	20.31	12.03	16.61	14.34	16.82	—	—
	HWI322	✓	11	2⅝	22	4	2½	4-16d	—	4-10dx1½	435	3905	3125	3905	4410	4630	2200	—
2½ - 2⅝ x 24	HIT324	—	16	2⅝	24	3	2⅞	4-16d	6-16d	2-10dx1½	1.94	17.39	13.92	17.39	19.64	20.62	9.80	—
	LBV2.56/24	—	14	2⅝	24	2½	2½	6-16d	4-16d	2-10dx1½	—	4430	3855	5950	5430	5980	—	—
	WPI324	✓	12	2⅝	24	2½	2⅝	2-16d	—	2-10dx1½	—	19.73	17.17	26.50	24.19	26.64	—	—
2½ - 2⅝ x 26	HIT326	—	16	2⅝	26	3	2⅞	4-16d	6-16d	2-10dx1½	535	4560	2700	3730	3220	3775	—	—
	LBV2.56/26	—	14	2⅝	26	2½	2½	6-16d	4-16d	2-10dx1½	2.38	20.31	12.03	16.61	14.34	16.82	—	—
	WPI326	✓	12	2⅝	26	2½	2⅝	2-16d	—	2-10dx1½	435	3905	3125	3905	4410	4630	2200	—
—	—	—	—	—	—	—	—	—	—	1.94	17.39	13.92	17.39	19.64	20.62	9.80	—	
—	—	—	—	—	—	—	—	—	—	—	4430	3855	5950	5430	5980	—	—	
—	—	—	—	—	—	—	—	—	—	—	19.73	17.17	26.50	24.19	26.64	—	—	

1. When I-joist is used as a header, all header fasteners must be 10dx1½. See footnotes on pages 87 and 90 for reduction values when flange material is less than 1½" thick.
2. See tables on pages 86-92 for specific notes on individual model types.

TOP FLANGE HANGERS – I-JOISTS & SCL

Engineered Wood & Structural Composite Lumber Connectors

Joist Size	Model No.	Web Stiff Req'd	Ga	Dimensions (in)				Fasteners			Factored Resistance							
				W	H	B	TF	Solid Header		Joist	Uplift (K ₀ = 1.15)	Normal (K ₀ = 1.00)						
								Top	Face			D.Fir-L	S-P-F	LVL	PSL	LSL	S-P-F I-Joist	Masonry
											lbs							
2½ - 2⅝ x 28	LBV2.56/28	—	14	2⅝	28	2½	2½	6-16d	4-16d	2-10dx1½	435	3905	3125	3905	4410	4630	2200	—
	WPI328	✓	12	2⅝	28	2½	2⅝	2-16d	—	2-10dx1½	1.94	17.39	13.92	17.39	19.64	20.62	9.80	—
2½ - 2⅝ x 30	LBV2.56/30	—	14	2⅝	30	2½	2½	6-16d	4-16d	2-10dx1½	435	3905	3125	3905	4410	4630	2200	—
	WPI330	✓	12	2⅝	30	2½	2⅝	2-16d	—	2-10dx1½	1.94	17.39	13.92	17.39	19.64	20.62	9.80	—
3 x 9¼	LBV3.12/9.25	—	14	3¼	9¼	2½	2½	6-16d	4-16d	2-10dx1½	435	3905	3125	3905	4410	4630	2200	—
	WP29.25-2	✓	12	3¼	9¼	2½	2⅝	2-16d	—	2-10dx1½	1.94	17.39	13.92	17.39	19.64	20.62	9.80	—
	WM29.25-2	✓	12	3¼	9¼	2½	3¼	2-16dDPLX	—	2-10d	—	—	—	—	—	—	—	6060
3 x 9½	LT2-159	—	18	3¼	9½	2	1⅝	4-10d	2-10d	2-#8x1¼ WS	100	2620	1725	2560	2480	2615	1695	—
	MIT29.5-2	—	16	3¼	9½	2½	2⅝	4-16d	4-16d	2-10dx1½	0.45	11.67	7.68	11.39	11.03	11.63	7.54	—
	LBV3.12/9.5	—	14	3¼	9½	2½	2½	6-16d	4-16d	2-10dx1½	535	3480	2415	3550	3025	3465	1900	—
	WP29.5-2	✓	12	3¼	9½	2½	2⅝	2-16d	—	2-10dx1½	2.38	15.51	10.76	15.81	13.47	15.43	8.46	—
	WM29.5-2	✓	12	3¼	9½	2½	3¼	2-16dDPLX	—	2-10d	435	3905	3125	3905	4410	4630	2200	—
3 x 11¼	LBV3.12/11.25	—	14	3¼	11¼	2½	2½	6-16d	4-16d	2-10dx1½	1.94	17.39	13.92	17.39	19.64	20.62	9.80	—
	WP211.25-2	✓	12	3¼	11¼	2½	2⅝	2-16d	—	2-10dx1½	—	4430	3855	5950	5430	5980	—	—
	WM211.25-2	✓	12	3¼	11¼	2½	3¼	2-16dDPLX	—	2-10d	—	—	—	—	—	—	—	6060
3 x 11⅝	LT2-151188	—	18	3¼	11⅝	2	1⅝	4-10d	2-10d	2-#8x1¼ WS	100	2620	1725	2560	2480	2615	1695	—
	MIT211.88-2	—	16	3¼	11⅝	2½	2⅝	4-16d	4-16d	2-10dx1½	0.45	11.67	7.68	11.39	11.03	11.63	7.54	—
	LBV3.12/11.88	—	14	3¼	11⅝	2½	2½	6-16d	4-16d	2-10dx1½	535	3480	2415	3550	3025	3465	1900	—
	WP211.88-2	✓	12	3¼	11⅝	2½	2⅝	2-16d	—	2-10dx1½	2.38	15.51	10.76	15.81	13.47	15.43	8.46	—
	WM211.88-2	✓	12	3¼	11⅝	2½	3¼	2-16dDPLX	—	2-10d	435	3905	3125	3905	4410	4630	2200	—
3 x 14	LBV3.12/14	—	14	3¼	14	2½	2½	6-16d	4-16d	2-10dx1½	1.94	17.39	13.92	17.39	19.64	20.62	9.80	—
3 x 16	LBV3.12/16	—	14	3¼	16	2½	2½	6-16d	4-16d	2-10dx1½	435	3905	3125	3905	4410	4630	2200	—
3½ x 7¼	LBV3.56/7.25	—	14	3⅝	7¼	2½	2½	6-16d	4-16d	2-10dx1½	1.94	17.39	13.92	17.39	19.64	20.62	9.80	—
	WPU3.56/7.25	✓	12	3⅝	7¼	3	2⅝	3-16d	4-16d	6-10dx1½	1085	6390	6390	6825	7085	5980	—	—
3½ x 9¼	LBV3.56/9.25	—	14	3⅝	9¼	2½	2½	6-16d	4-16d	2-10dx1½	4.83	28.46	28.46	30.40	31.56	26.64	—	—
	WPI49.25	✓	12	3⅝	9¼	2½	2⅝	2-16d	—	2-10dx1½	—	4430	3855	5950	5430	5980	—	—
	HWI49.25	✓	11	3⅝	9¼	2½	2½	4-16d	—	2-10d	—	19.73	17.17	26.50	24.19	26.64	—	—
	HWU3.56/9.25	✓	10	3⅝	9¼	3¼	2½	4-16d	4-16d	6-10d	—	7040	5285	7695	5810	6870	—	—
	GLTV3.56/9.25	✓	7	3⅝	9¼	5	2⅝	4-16d	6-16d	6-16d	1320	10375	8485	10375	8325	8925	—	—
	HGLTV3.56/9.25	✓	7	3⅝	9¼	6	2⅝	6-16d	12-16d	6-16d	5.88	46.21	37.80	46.21	37.08	39.76	—	—
3½ x 9⅝	LT359375	—	18	3⅝	9⅝	2	1⅝	4-10d	2-10d	2-#8x1¼ WS	100	2620	1725	2560	2480	2615	1695	—
	LBV3.56/9.37	—	14	3⅝	9⅝	2½	2½	6-16d	4-16d	2-10dx1½	0.45	11.67	7.68	11.39	11.03	11.63	7.54	—

- When I-joist is used as a header, all header fasteners must be 10dx1½.
See footnotes on pages 87 and 90 for reduction values when flange material is less than 1½" thick.
- See tables on pages 86-92 for specific notes on individual model types.

TOP FLANGE HANGERS – I-JOISTS & SCL

Joist Size	Model No.	Web Stiff Req'd	Ga	Dimensions (in)				Fasteners			Factored Resistance							
				W	H	B	TF	Solid Header		Joist	Uplift (K _D = 1.15)	Normal (K _D = 1.00)						
								Top	Face			D-Fir-L	S-P-F	LVL	PSL	LSL	S-P-F I-Joist	Masonry
				lbs	lbs	lbs	lbs	lbs	lbs	lbs	lbs	lbs	lbs	lbs	lbs	lbs		
kN	kN	kN	kN	kN	kN	kN	kN	kN	kN	kN	kN	kN	kN					
3 1/2 x 9 1/2	LT359	—	18	3 3/16	9 1/2	2	1 5/8	4-10d	2-10d	2-#8X1 1/4 WS	100	2620	1725	2560	2480	2615	1695	—
	MIT49.5	—	16	3 3/16	9 1/2	2 1/2	2 5/16	4-16d	4-16d	2-10dx1 1/2	535	3480	2415	3550	3025	3465	1900	—
	LBV3.56/9.5	—	14	3 3/16	9 1/2	2 1/2	2 1/2	6-16d	4-16d	2-10dx1 1/2	2.38	15.51	10.76	15.81	13.47	15.43	8.46	—
	HB3.56/9.5	✓	10	3 3/16	9 1/2	3 1/2	3	6-16d	16-16d	10-16d	435	3905	3125	3905	4410	4630	2200	—
	WPI49.5	✓	12	3 3/16	9 1/2	2 1/2	2 5/16	2-16d	—	2-10dx1 1/2	1.94	17.39	13.92	17.39	19.64	20.62	9.80	—
	HWI49.5	✓	11	3 3/16	9 1/2	2 1/2	2 1/2	4-16d	—	2-10d	—	4430	3855	5950	5430	5980	—	—
	HWU3.56/9.5	✓	10	3 3/16	9 1/2	3 1/4	2 1/2	4-16d	4-16d	6-10d	—	19.73	17.17	26.50	24.19	26.64	—	—
	GLTV3.59	✓	7	3 3/16	9 1/2	5	2 7/8	4-16d	6-16d	6-16d	1320	10375	8485	10375	8325	8925	—	—
	HGLTV3.59	✓	7	3 3/16	9 1/2	6	2 7/8	6-16d	12-16d	6-16d	5.88	46.21	37.80	46.21	37.08	39.76	—	—
	SCL3.62/9.5	✓	3	3%	9 1/2	4	3	—	6-16d	6-16d	1980	10455	7470	10890	10745	8590	—	—
	WM3.56/9.5	✓	12	3 3/16	9 1/2	2 1/2	3 3/4	2-16dDPLX	—	2-10d	8.82	46.57	33.27	48.51	47.86	38.26	—	—
	3 1/2 x 11 1/4	LBV3.56/11.25	—	14	3 3/16	11 1/4	2 1/2	2 1/2	6-16d	4-16d	2-10dx1 1/2	1980	13070	9830	15365	11325	13795	—
HB3.56/11.25		✓	10	3 3/16	11 1/4	3 1/2	3	6-16d	16-16d	10-16d	8.82	58.22	43.79	68.44	50.45	61.45	—	—
WPI411.25		✓	12	3 3/16	11 1/4	2 1/2	2 5/16	2-16d	—	2-10dx1 1/2	1980	13395	6775	15850	15855	—	—	—
HWI411.25		✓	11	3 3/16	11 1/4	2 1/2	2 1/2	4-16d	—	2-10d	8.82	59.67	30.18	70.60	70.62	—	—	—
HWU3.56/11.25		✓	10	3 3/16	11 1/4	3 1/4	2 1/2	4-16d	4-16d	6-10d	—	—	—	—	—	—	—	6060
GLTV3.56/11.25		✓	7	3 3/16	11 1/4	5	2 7/8	4-16d	6-16d	6-16d	—	—	—	—	—	—	—	26.99
HGLTV3.56/11.25		✓	7	3 3/16	11 1/4	6	2 7/8	6-16d	12-16d	6-16d	1320	10375	8485	10375	8325	8925	—	—
											5.88	46.21	37.80	46.21	37.08	39.76	—	—
3 1/2 x 11 1/2	LBV3.56/11.5	—	14	3 3/16	11 1/2	2 1/2	2 1/2	6-16d	4-16d	2-10dx1 1/2	1980	10455	7470	10890	10745	8590	—	—
	WI411.5	✓	12	3 3/16	11 1/2	2 1/2	2 1/2	2-16d	—	2-10dx1 1/2	8.82	46.57	33.27	48.51	47.86	38.26	—	—
	GLTV3.56/11.5	✓	7	3 3/16	11 1/2	5	2 7/8	4-16d	6-16d	6-16d	1980	13070	9830	15365	11325	13795	—	—
	HGLTV3.56/11.5	✓	7	3 3/16	11 1/2	6	2 7/8	6-16d	12-16d	6-16d	8.82	58.22	43.79	68.44	50.45	61.45	—	—
3 1/2 x 11 7/8	LT351188	—	18	3 3/16	11 7/8	2	1 5/8	4-10d	2-10d	2-#8X1 1/4 WS	100	2620	1725	2560	2480	2615	1695	—
	MIT411.88	—	16	3 3/16	11 7/8	2 1/2	2 5/16	4-16d	4-16d	2-10dx1 1/2	0.45	11.67	7.68	11.39	11.03	11.63	7.54	—
	BA3.56/11.88 (Min)	—	14	3 3/16	11 7/8	3	2 1/2	6-16d	10-16d	2-10dx1 1/2	535	3480	2415	3550	3025	3465	1900	—
	BA3.56/11.88 (Max)	✓	14	3 3/16	11 7/8	3	2 1/2	6-16d	10-16d	8-10dx1 1/2	2.38	15.51	10.76	15.81	13.47	15.43	8.46	—
	LBV3.56/11.88	—	14	3 3/16	11 7/8	2 1/2	2 1/2	6-16d	4-16d	2-10dx1 1/2	435	4990	4370	5835	5385	5820	2420	—
	B3.56/11.88	✓	12	3 3/16	11 7/8	2 1/2	2 1/2	6-16d	8-16d	6-16d	1.94	22.23	19.47	25.99	23.99	25.92	10.78	—
	HB3.56/11.88	✓	10	3 3/16	11 7/8	3 1/2	2 1/2	6-16d	16-16d	10-16dx2 1/2	1915	5940	4370	6490	7075	6185	—	—
	WPI411.88	✓	12	3 3/16	11 7/8	2 1/2	2 5/16	2-16d	—	2-10dx1 1/2	8.53	26.46	19.47	28.91	31.51	27.55	—	—
	WPU3.56/11.88	✓	12	3 3/16	11 7/8	3	2 5/16	3-16d	4-16d	6-10dx1 1/2	435	3905	3125	3905	4410	4630	2200	—
	HWI411.88	✓	11	3 3/16	11 7/8	2 1/2	2 1/2	4-16d	—	2-10d	1.94	17.39	13.92	17.39	19.64	20.62	9.80	—
	HWU3.56/11.88	✓	10	3 3/16	11 7/8	3 1/4	2 1/2	4-16d	4-16d	6-10d	1650	5940	3910	6490	5230	6185	—	—
											7.35	26.46	17.42	28.91	23.30	27.55	—	—

1. When I-joint is used as a header, all header fasteners must be 10dx1 1/2.
See footnotes on pages 87 and 90 for reduction values when flange material is less than 1 1/2" thick.
2. See tables on pages 86-92 for specific notes on individual model types.

TOP FLANGE HANGERS – I-JOISTS & SCL

Engineered Wood & Structural Composite Lumber Connectors

Joist Size	Model No.	Web Stiff Req'd	Ga	Dimensions (in)				Fasteners			Factored Resistance							
				W	H	B	TF	Solid Header		Joist	Uplift (K _D = 1.15)	Normal (K _D = 1.00)						
								Top	Face			D. Fir-L	S-P-F	LVL	PSL	LSL	S-P-F I-Joist	Masonry
3½ x 11½	GLTV3.511	✓	7	3⅝	11½	5	2⅞	4-16d	6-16d	6-16d	1980	10455	7470	10890	10745	8590	—	—
	HGLTV3.511	✓	7	3⅝	11½	6	2⅞	6-16d	12-16d	6-16d	8.82	46.57	33.27	48.51	47.86	38.26	—	—
	SCL3.62/11.88	✓	3	3⅝	11½	4	3	—	6-16d	6-16d	1980	13070	9830	15365	11325	13795	—	—
	WM3.56/11.88	✓	12	3⅝	11½	2½	3¼	2-16dDPLX	—	2-10d	—	8.82	59.67	30.18	70.60	70.62	—	—
3½ x 13	LT3513	—	18	3⅝	13	2	1⅝	4-10d	2-10d	2-#8X1¼ WS	100	2620	1725	2560	2480	2615	1695	—
	LBV3.56/13	—	14	3⅝	13	2½	2½	6-16d	4-16d	2-10dx1½	0.45	11.67	7.68	11.39	11.03	11.63	7.54	—
3½ x 14	LT3514	—	18	3⅝	14	2	1⅝	4-10d	2-10d	2-#8X1¼ WS	435	3905	3125	3905	4410	4630	2200	—
	MIT414	—	16	3⅝	14	2½	2⅞	4-16d	4-16d	2-10dx1½	1.94	17.39	13.92	17.39	19.64	20.62	9.80	—
	BA3.56/14 (Min)	—	14	3⅝	14	3	2½	6-16d	10-16d	2-10dx1½	100	2620	1725	2560	2480	2615	1695	—
	BA3.56/14 (Max)	✓	14	3⅝	14	2½	2½	6-16d	10-16d	8-10dx1½	0.45	11.67	7.68	11.39	11.03	11.63	7.54	—
	LBV3.56/14	—	14	3⅝	14	2½	2½	6-16d	4-16d	2-10dx1½	535	3480	2415	3550	3025	3465	1900	—
	B3.56/14	✓	12	3⅝	14	2½	2½	6-16d	8-16d	6-16d	2.38	15.51	10.76	15.81	13.47	15.43	8.46	—
	HB3.56/14	✓	10	3⅝	14	3½	3	6-16d	16-16d	10-16d	435	4990	4370	5835	5385	5820	2200	—
	WPI414	✓	12	3⅝	14	2½	2⅞	2-16d	—	2-10dx1½	1.94	22.23	19.47	25.99	23.99	25.92	9.80	—
	WPU3.56/14	✓	12	3⅝	14	3	2⅞	3-16d	4-16d	6-10dx1½	1915	5940	4370	6490	7075	6185	—	—
	HWI414	✓	11	3⅝	14	2½	2½	4-16d	—	2-10d	8.53	26.46	19.47	28.91	31.51	27.55	—	—
	HWU3.56/14	✓	10	3⅝	14	3¼	2½	4-16d	4-16d	6-10d	435	3905	3125	3905	4410	4630	2200	—
	GLTV3.514	✓	7	3⅝	14	5	2⅞	4-16d	6-16d	6-16d	1.94	17.39	13.92	17.39	19.64	20.62	9.80	—
	HGLTV3.514	✓	7	3⅝	14	6	2⅞	6-16d	12-16d	6-16d	1650	5940	3910	6490	5230	6185	—	—
	SCL3.62/14	✓	3	3⅝	14	4	3	—	6-16d	6-16d	7.35	26.46	17.42	28.91	23.30	27.55	—	—
WMI414	✓	12	3⅝	14	2½	3¼	2-16dDPLX	—	2-10d	3300	9335	5945	9525	9240	10475	—	—	
3½ x 16	LT3516	—	18	3⅝	16	2	1⅝	4-10d	2-10d	2-#8X1¼ WS	14.70	41.58	26.48	42.43	41.16	46.66	—	—
	MIT416	—	16	3⅝	16	2½	2⅞	4-16d	4-16d	2-10dx1½	—	4430	3855	5950	5430	5980	—	—
	BA3.56/16 (Min)	—	14	3⅝	16	3	2½	6-16d	10-16d	2-10dx1½	—	19.73	17.17	26.50	24.19	26.64	—	—
	BA3.56/16 (Max)	✓	14	3⅝	16	3	2½	6-16d	10-16d	8-10dx1½	1085	6390	6390	6825	7085	5980	—	—
	B3.56/16	✓	12	3⅝	16	2½	2½	6-16d	8-16d	6-16d	4.83	28.46	28.46	30.40	31.56	26.64	—	—
	HB3.56/16	✓	10	3⅝	16	3½	3	6-16d	16-16d	10-16d	—	7040	5285	7695	5810	6870	—	—
	WPI416	✓	12	3⅝	16	2½	2⅞	2-16d	—	2-10dx1½	—	31.36	23.54	34.28	25.88	30.60	—	—
	WPU3.56/16	✓	12	3⅝	16	3	2⅞	3-16d	4-16d	6-10dx1½	1320	10375	8485	10375	8325	8925	—	—
	HWI416	✓	11	3⅝	16	2½	2½	4-16d	—	2-10d	5.88	46.21	37.80	46.21	37.08	39.76	—	—
	HWU3.56/16	✓	10	3⅝	16	3¼	2½	4-16d	4-16d	6-10d	1980	10455	7470	10890	10745	8590	—	—
	GLTV3.516	✓	7	3⅝	16	5	2⅞	4-16d	6-16d	6-16d	8.82	46.57	33.27	48.51	47.86	38.26	—	—
	HGLTV3.516	✓	7	3⅝	16	6	2⅞	6-16d	12-16d	6-16d	1980	13070	9830	15365	11325	13795	—	—
	SCL3.62/16	✓	3	3⅝	16	4	3	—	6-16d	6-16d	8.82	58.22	43.79	68.44	50.45	61.45	—	—
	WMI416	✓	12	3⅝	16	2½	3¼	2-16dDPLX	—	2-10d	1980	13395	6775	15850	15855	—	—	—

1. When I-joist is used as a header, all header fasteners must be 10dx1½.
 See footnotes on pages 87 and 90 for reduction values when flange material is less than 1½" thick.
 2. See tables on pages 86-92 for specific notes on individual model types.

TOP FLANGE HANGERS – I-JOISTS & SCL

Engineered Wood & Structural Composite Lumber Connectors

Joist Size	Model No.	Web Stiff Req'd	Ga	Dimensions (in)				Fasteners			Factored Resistance							
				W	H	B	TF	Solid Header		Joist	Uplift (K _p = 1.15)	Normal (K _p = 1.00)						
								Top	Face			D. Fir-L	S-P-F	LVL	PSL	LSL	S-P-F I-Joist	Masonry
				lbs	lbs	lbs	lbs	lbs	lbs	lbs	lbs	lbs	lbs	lbs	lbs			
kN	kN	kN	kN	kN	kN	kN	kN	kN	kN	kN	kN	kN						
3½ x 26	HIT426	—	16	3⅝	26	3	2⅝	4-16d	6-16d	2-10dx1½	535	4560	2700	3730	3220	3775	—	—
	LBV3.56/26	—	14	3⅝	26	2½	2½	6-16d	4-16d	2-10dx1½	2.38	20.31	12.03	16.61	14.34	16.82	—	—
	HB3.56/26	✓	10	3⅝	26	3½	3	6-16d	16-16d	10-16d	435	3905	3125	3905	4410	4630	2200	—
	WPI426	✓	12	3⅝	26	2½	2⅝	2-16d	—	2-10dx1½	1.94	17.39	13.92	17.39	19.64	20.62	9.80	—
	WPU3.56/26	✓	12	3⅝	26	3	2⅝	3-16d	4-16d	6-10dx1½	3300	9335	5945	9525	9240	10475	—	—
	HWI426	✓	11	3⅝	26	2½	2½	4-16d	—	4-10d	14.70	41.58	26.48	42.43	41.16	16.66	—	—
3½ x 28	LBV3.56/28	—	14	3⅝	28	2½	2½	6-16d	4-16d	2-10dx1½	—	4430	3855	5950	5430	5980	—	—
	HB3.56/28	✓	10	3⅝	28	3½	3	6-16d	16-16d	10-16d	—	19.73	17.17	26.50	24.19	26.64	—	—
	WPI428	✓	12	3⅝	28	2½	2⅝	2-16d	—	2-10dx1½	365	6390	6390	6825	7085	5980	—	—
	WPU3.56/28	✓	12	3⅝	28	3	2⅝	3-16d	4-16d	6-10dx1½	1.63	28.46	28.46	30.40	31.56	26.64	—	—
	HWI428	✓	11	3⅝	28	2½	2½	4-16d	—	4-10d	—	7040	5285	7695	5810	6870	—	—
3½ x 30	LBV3.56/30	—	14	3⅝	30	2½	2½	6-16d	4-16d	2-10dx1½	—	31.36	23.54	34.28	25.88	30.60	—	—
	HB3.56/30	✓	10	3⅝	30	3½	3	6-16d	16-16d	10-16d	435	3905	3125	3905	4410	4630	2200	—
	WPI430	✓	12	3⅝	30	2½	2⅝	2-16d	—	2-10dx1½	1.94	17.39	13.92	17.39	19.64	20.62	9.80	—
	HWI430	✓	11	3⅝	30	2½	2½	4-16d	—	4-10d	3300	9335	5945	9525	9240	10475	—	—
3½ x 32	WPI432	✓	12	3⅝	32	2½	2⅝	2-16d	—	2-10dx1½	14.70	41.58	26.48	42.43	41.16	46.66	—	—
	HWI432	✓	11	3⅝	32	2½	2½	4-16d	—	4-10d	—	4430	3855	5950	5430	5980	—	—
4 x 9½	LBV4.12/9.5	—	14	4⅞	9½	2½	2½	6-16d	4-16d	2-10dx1½	—	7040	5285	7695	5810	6870	—	—
4 x 11⅞	LBV4.12/11.88	—	14	4⅞	11⅞	2½	2½	6-16d	4-16d	2-10dx1½	—	31.36	23.54	34.28	25.88	30.60	—	—
4 x 14	LBV4.12/14	—	14	4⅞	14	2½	2½	6-16d	4-16d	2-10dx1½	435	3905	3125	3905	4410	4630	2200	—
4 x 16	LBV4.12/16	—	14	4⅞	16	2½	2½	6-16d	4-16d	2-10dx1½	1.94	17.39	13.92	17.39	19.64	20.62	9.80	—
NEW 4⅞ x 9½	MIT4.28/9.5	—	16	4⅞	9½	2½	2⅝	4-16d	4-16d	2-10dx1½	535	3480	2415	3550	3025	3465	1900	—
	LBV4.28/9.5	—	14	4⅞	9½	2½	2½	6-16d	4-16d	2-10dx1½	2.38	15.51	10.76	15.81	13.47	15.43	8.46	—
NEW 4⅞ x 11⅞	MIT4.28/11.88	—	16	4⅞	11⅞	2½	2⅝	4-16d	4-16d	2-10dx1½	435	3905	3125	3905	4410	4630	2200	—
	LBV4.28/11.88	—	14	4⅞	11⅞	2½	2½	6-16d	4-16d	2-10dx1½	1.94	17.39	13.92	17.39	19.64	20.62	9.80	—
NEW 4⅞ x 14	MIT4.28/14	—	16	4⅞	14	2½	2⅝	4-16d	4-16d	2-10dx1½	535	3480	2415	3550	3025	3465	1900	—
	LBV4.28/14	—	14	4⅞	14	2½	2½	6-16d	4-16d	2-10dx1½	2.38	15.51	10.76	15.81	13.47	15.43	8.46	—
NEW 4⅞ x 16	LBV4.28/16	—	14	4⅞	16	2½	2½	6-16d	4-16d	2-10dx1½	435	3905	3125	3905	4410	4630	2200	—
4½ - 4⅞ x 9½	MIT359.5-2	—	16	4⅞	9½	2½	2⅝	4-16d	4-16d	2-10dx1½	1.94	17.39	13.92	17.39	19.64	20.62	9.80	—
	LBV4.75/9.5	—	14	4⅞	9½	2½	2½	6-16d	4-16d	2-10dx1½	435	3905	3125	3905	4410	4630	2200	—
	WP359.5-2	✓	12	4⅞	9½	2½	2⅝	3-16d	—	2-10d	—	4430	3855	5950	5430	5980	—	—
4½ - 4⅞ x 11⅞	MIT3511.88-2	—	16	4⅞	11⅞	2½	2⅝	4-16d	4-16d	2-10dx1½	—	19.73	17.17	26.50	24.19	26.64	—	—
	LBV4.75/11.88	—	14	4⅞	11⅞	2½	2½	6-16d	4-16d	2-10dx1½	535	3480	2415	3550	3025	3465	1900	—
	WP3511.88-2	✓	12	4⅞	11⅞	2½	2⅝	3-16d	—	2-10dx1½	2.38	15.51	10.76	15.81	13.47	15.43	8.46	—
	WM3511.88-2	✓	12	4⅞	11⅞	2½	3⅜	2-16dPLX	—	2-10d	1.94	17.39	13.92	17.39	19.64	20.62	9.80	—
																	6060	
																		26.99

1. When I-joist is used as a header, all header fasteners must be 10dx1½.
 See footnotes on pages 87 and 90 for reduction values when flange material is less than 1½" thick.
 2. See tables on pages 86-92 for specific notes on individual model types.

TOP FLANGE HANGERS – I-JOISTS & SCL

Engineered Wood & Structural Composite Lumber Connectors

Joist Size	Model No.	Web Stiff Req'd	Ga	Dimensions (in)				Fasteners			Factored Resistance							
											Solid Header				Joist	Uplift (K ₀ = 1.15)	Normal (K ₀ = 1.00)	
				W	H	B	TF	Top	Face	D.Fir-L	S-P-F	LVL	PSL	LSL			S-P-F I-Joist	Masonry
										lbs	lbs	lbs	lbs	lbs	lbs	lbs	kN	kN
4½ - 4¾ x 14	MIT3514-2	—	16	4¾	14	2½	2¾	4-16d	4-16d	2-10dx1½	535	3480	2415	3550	3025	3465	1900	—
	LBV4.75/14	—	14	4¾	14	2½	2½	6-16d	4-16d	2-10dx1½	2.38	15.51	10.76	15.81	13.47	15.43	8.46	—
	WP3514-2	✓	12	4¾	14	2½	2¾	3-16d	—	2-10dx1½	435	3905	3125	3905	4410	4630	2200	—
	WM3514-2	✓	12	4¾	14	2½	3¾	2-16dDPLX	—	2-10d	1.94	17.39	13.92	17.39	19.64	20.62	9.80	—
4½ - 4¾ x 16	MIT4.75/16	—	16	4¾	16	2½	2¾	4-16d	4-16d	2-10dx1½	535	3480	2415	3550	3025	3465	1900	—
	LBV4.75/16	—	14	4¾	16	2½	2½	6-16d	4-16d	2-10dx1½	2.38	15.51	10.76	15.81	13.47	15.43	8.46	—
	WP3516-2	✓	12	4¾	16	2½	2¾	3-16d	—	2-10dx1½	435	3905	3125	3905	4410	4630	2200	—
	WM3516-2	✓	12	4¾	16	2½	3¾	2-16dDPLX	—	2-10d	1.94	17.39	13.92	17.39	19.64	20.62	9.80	—
4½ - 4¾ x 18	LBV4.75/18	—	14	4¾	18	2½	2½	6-16d	4-16d	2-10dx1½	435	3905	3125	3905	4410	4630	2200	—
	WP3518-2	✓	12	4¾	18	2½	2¾	3-16d	—	2-10dx1½	1.94	17.39	13.92	17.39	19.64	20.62	9.80	—
	WM3518-2	✓	12	4¾	18	2½	3¾	2-16dDPLX	—	2-10d	—	4430	3855	5950	5430	5980	—	6060
4½ - 4¾ x 20	LBV4.75/20	—	14	4¾	20	2½	2½	6-16d	4-16d	2-10dx1½	—	19.73	17.17	26.50	24.19	26.64	—	26.99
	WP3520-2	✓	12	4¾	20	2½	2¾	3-16d	—	2-10dx1½	—	—	—	—	—	—	—	6060
	WM3520-2	✓	12	4¾	20	2½	3¾	2-16dDPLX	—	2-10d	—	—	—	—	—	—	—	26.99
5 x 9¼	LBV5.12/9.25	—	14	5½	9¼	2½	2½	6-16d	4-16d	2-10dx1½	435	3905	3125	3905	4410	4630	2200	—
5 x 9½	MIT39.5-2	—	16	5½	9½	2½	2¾	4-16d	4-16d	2-10dx1½	1.94	17.39	13.92	17.39	19.64	20.62	9.80	—
	LBV5.12/9.5	—	14	5½	9½	2½	2½	6-16d	4-16d	2-10dx1½	535	3480	2415	3550	3025	3465	1900	—
	WPI39.5-2	✓	12	5½	9½	2½	2¾	3-16d	—	2-10dx1½	2.38	15.51	10.76	15.81	13.47	15.43	8.46	—
5 x 11¼	LBV5.12/11.25	—	14	5½	11¼	2½	2½	6-16d	4-16d	2-10dx1½	435	3905	3125	3905	4410	4630	2200	—
	MIT311.88-2	—	16	5½	11¾	2½	2¾	4-16d	4-16d	2-10dx1½	1.94	17.39	13.92	17.39	19.64	20.62	9.80	—
	LBV5.12/11.88	—	14	5½	11¾	2½	2½	6-16d	4-16d	2-10dx1½	535	3480	2415	3550	3025	3465	1900	—
5 x 11¾	WPI311.88-2	✓	12	5½	11¾	2½	2¾	3-16d	—	2-10dx1½	2.38	15.51	10.76	15.81	13.47	15.43	8.46	—
	LBV5.12/11.88	—	14	5½	11¾	2½	2½	6-16d	4-16d	2-10dx1½	435	3905	3125	3905	4410	4630	2200	—
	MIT314-2	—	16	5½	14	2½	2¾	4-16d	4-16d	2-10dx1½	1.94	17.39	13.92	17.39	19.64	20.62	9.80	—
5 x 14	LBV5.12/14	—	14	5½	14	2½	2½	6-16d	4-16d	2-10dx1½	435	3905	3125	3905	4410	4630	2200	—
	WPI314-2	✓	12	5½	14	2½	2¾	3-16d	—	2-10dx1½	1.94	17.39	13.92	17.39	19.64	20.62	9.80	—
	MIT314-2	—	16	5½	14	2½	2¾	4-16d	4-16d	2-10dx1½	—	4430	3855	5950	5430	5980	—	—
5 x 16	MIT5.12/16	—	16	5½	16	2½	2¾	4-16d	4-16d	2-10dx1½	—	9.73	17.17	26.50	24.19	26.64	—	—
	LBV5.12/16	—	14	5½	16	2½	2½	6-16d	4-16d	2-10dx1½	535	3480	2415	3550	3025	3465	1900	—
	HB5.12/16	✓	10	5½	16	3½	3	6-16d	16-16d	10-16d	2.38	15.51	10.76	15.81	13.47	15.43	8.46	—
	WPI316-2	✓	12	5½	16	2½	2¾	3-16d	—	2-10dx1½	435	3905	3125	3905	4410	4630	2200	—
5 x 18	B5.12/18	✓	12	5½	18	2½	2½	6-16d	8-16d	6-16d	1.94	17.39	13.92	17.39	19.64	20.62	9.80	—
	HB5.12/18	✓	10	5½	18	3½	3	6-16d	16-16d	10-16d	14.70	41.58	26.48	42.43	41.16	46.66	—	—
	WPI318-2	✓	12	5½	18	2½	2¾	3-16d	—	2-10dx1½	—	4430	3855	5950	5430	5980	—	—
5 x 20	B5.12/20	✓	12	5½	20	2½	2½	6-16d	8-16d	6-16d	—	19.73	17.17	26.50	24.19	26.64	—	—
	HB5.12/20	✓	10	5½	20	3½	3	6-16d	16-16d	10-16d	1650	5940	3910	6490	5230	6185	—	—
	WPI320-2	✓	12	5½	20	2½	2¾	3-16d	—	2-10dx1½	7.35	26.46	17.42	28.91	23.30	27.55	—	—

1. When I-joint is used as a header, all header fasteners must be 10dx1½.
 See footnotes on pages 87 and 90 for reduction values when flange material is less than 1½" thick.
 2. See tables on pages 86-92 for specific notes on individual model types.

TOP FLANGE HANGERS – I-JOISTS & SCL

Engineered Wood & Structural Composite Lumber Connectors

Joist Size	Model No.	Web Stiff Req'd	Ga	Dimensions (in)				Fasteners			Factored Resistance							
				W	H	B	TF	Solid Header		Joist	Normal (K ₀ = 1.00)							
								Top	Face		Uplift (K ₀ = 1.15)							
				lbs	kN	lbs	kN	lbs	kN	LVL	PSL	LSL	S-P-F I Joist	Masonry				
5 x 22	B5.12/22	✓	12	5½	22	2½	2½	6-16d	8-16d	6-16d	1650	5940	3910	6490	5230	6185	—	—
	HB5.12/22	✓	10	5½	22	3½	3	6-16d	16-16d	10-16d	7.35	26.46	17.42	28.91	23.30	27.55	—	—
	WPI322-2	✓	12	5½	22	2½	2¾	3-16d	—	2-10dx1½	3300	9335	5945	9525	9240	10475	—	—
5 x 24	B5.12/24	✓	12	5½	24	2½	2½	6-16d	8-16d	6-16d	14.70	41.58	26.48	42.43	41.16	46.66	—	—
	HB5.12/24	✓	10	5½	24	3½	3	6-16d	16-16d	10-16d	—	4430	3855	5950	5430	5980	—	—
	WPI324-2	✓	12	5½	24	2½	2¾	3-16d	—	2-10dx1½	—	19.73	17.17	26.50	24.19	26.64	—	—
5 x 26	WPI326-2	✓	12	5½	26	2½	2¾	3-16d	—	2-10dx1½	—	4430	3855	5950	5430	5980	—	—
	HB5.12/26	✓	10	5½	26	3½	3	6-16d	8-16d	10-16d	—	19.73	17.17	26.50	24.19	26.64	—	—
5 x 28	B5.12/28	✓	12	5½	28	2½	2½	6-16d	8-16d	6-16d	3300	9335	5945	9525	9240	10475	—	—
	HB5.12/28	✓	10	5½	28	3½	3	6-16d	16-16d	10-16d	14.70	41.58	26.48	42.43	41.16	46.66	—	—
5 x 30	B5.12/30	✓	12	5½	30	2½	2½	6-16d	8-16d	6-16d	1650	5940	3910	6490	5230	6185	—	—
	HB5.12/30	✓	10	5½	30	3½	3	6-16d	16-16d	10-16d	7.35	26.46	17.42	28.91	23.30	27.55	—	—
5¼ x 7¼	HB5.50/7.25	✓	10	5½	7¼	3½	3	6-16d	16-16d	10-16d	3300	9335	5945	9525	9240	10475	—	—
	WPU5.50/7.25	✓	12	5½	7¼	3	2¾	3-16d	4-16d	6-10d	14.70	41.58	26.48	42.43	41.16	46.66	—	—
5¼ x 9¼	HB5.50/9.25	✓	10	5½	9¼	3½	3	6-16d	16-16d	10-16d	1085	6390	6390	6825	7085	5980	—	—
	HWU5.50/9.25	✓	10	5½	9¼	3¼	2½	4-16d	4-16d	6-10d	4.83	28.46	28.46	30.40	31.56	26.64	—	—
	GLTV5.50/9.25	✓	7	5½	9¼	5	2¾	4-16d	6-16d	6-16d	3300	9335	5945	9525	9240	10475	—	—
5¼ x 9½	HB5.50/9.5	✓	10	5½	9½	3½	3	6-16d	16-16d	10-16d	14.70	41.58	26.48	42.43	41.16	46.66	—	—
	WP5.50/9.5	✓	12	5½	9½	2½	2¾	3-16d	—	2-10d	—	4430	3855	5950	5430	5980	—	—
	HWU5.50/9.5	✓	10	5½	9½	3¼	2½	4-16d	4-16d	6-10d	1320	8250	8485	8250	8325	8925	—	—
	GLTV5.59	✓	7	5½	9½	5	2¾	4-16d	6-16d	6-16d	5.88	36.75	37.80	36.75	37.08	39.76	—	—
	HGLTV5.59	✓	7	5½	9½	6	2¾	6-16d	12-16d	6-16d	1980	10455	7470	10890	10745	8590	—	—
	SCL5.37/9.5	✓	3	5½	9½	4	2¾	—	6-16d	6-16d	8.82	46.57	33.27	48.51	47.86	38.26	—	—
	WM5.50/9.5	✓	12	5½	9½	2½	3¾	2-16dDPLX	—	2-10d	1980	13070	9830	15365	11325	13795	—	—
5¼ x 11¼	HB5.50/11.25	✓	10	5½	9½	3½	3	6-16d	16-16d	10-16d	8.82	58.22	43.79	68.44	50.45	61.45	—	—
	HWU5.50/11.25	✓	10	5½	11¼	3¼	2½	4-16d	4-16d	6-10d	1980	10455	7470	10890	10745	8590	—	—
	GLTV5.50/11.25	✓	7	5½	11¼	5	2¾	4-16d	6-16d	6-16d	8.82	46.57	33.27	48.51	47.86	38.26	—	—
5¼ x 11¾	HB5.50/11.88	✓	10	5½	11¾	3½	3	6-16d	16-16d	10-16d	3300	9335	5945	9525	9240	10475	—	—
	WP5.50/11.88	✓	12	5½	11¾	2½	2¾	3-16d	—	2-10d	14.70	41.58	26.48	42.43	41.16	46.66	—	—
	HWU5.50/11.88	✓	10	5½	11¾	3¼	2½	4-16d	4-16d	6-10d	—	4430	3855	5950	5430	5980	—	—
	GLTV5.511	✓	7	5½	11¾	5	2¾	4-16d	6-16d	6-16d	1320	8250	8485	8250	8325	8925	—	—
	HGLTV5.511	✓	7	5½	11¾	6	2¾	6-16d	12-16d	6-16d	5.88	36.75	37.80	36.75	37.08	39.76	—	—
	SCL5.37/11.88	✓	3	5½	11¾	5	2¾	—	12-16d	12-16d	1980	10455	7470	10890	10745	8590	—	—
	WM5.50/11.88	✓	12	5½	11¾	2½	3¾	2-16dDPLX	—	2-10d	8.82	46.57	33.27	48.51	47.86	38.26	—	—
											3960	17600	11490	21600	20915	—	—	
											17.64	78.40	51.18	96.21	93.16	—	—	
											—	—	—	—	—	—	6060	
											—	—	—	—	—	—	26.99	

See tables on pages 86-92 for specific notes on individual model types.

TOP FLANGE HANGERS – I-JOISTS & SCL

Engineered Wood & Structural Composite Lumber Connectors

Joist Size	Model No.	Web Stiff Req'd	Ga	Dimensions (in)				Fasteners			Factored Resistance							
				W	H	B	TF	Solid Header		Joist	Uplift (K ₀ = 1.15)	Normal (K ₀ = 1.00)						
								Top	Face			D. Fir-L	S-P-F	LVL	PSL	LSL	S-P-F I-Joist	Masonry
				lbs	lbs	lbs	lbs	lbs	lbs	lbs	lbs	lbs	lbs	lbs	lbs			
kN	kN	kN	kN	kN	kN	kN	kN	kN	kN	kN	kN	kN						
7 x 11½	HB7.12/11.25	✓	10	7½	11¼	3½	3	6-16d	16-16d	10-16d	3300	9335	5945	9525	9240	10475	—	—
	WPI411.25-2	✓	12	7½	11¼	2½	2½	3-16d	—	2-10dx1½	—	4430	3855	5950	5430	5980	—	—
	HWU7.12/11.25	✓	10	7½	11¼	¾	2½	4-16d	4-16d	6-10d	1320	8250	8485	8250	8325	8925	—	—
	GLTV411.25-2	✓	7	7½	11¼	5	2½	4-16d	6-16d	6-16d	5.88	36.75	37.80	36.75	37.08	39.76	—	—
	HGLTV411.25-2	✓	7	7½	11¼	6	2½	6-16d	12-16d	6-16d	1980	10455	7470	10890	10745	8590	—	—
	WMI411.25-2	✓	12	7½	11¼	2½	¾	2-16dDPLX	—	2-10d	8.82	46.57	33.27	48.51	47.86	38.26	—	—
7 x 11½	B7.12/11.5	✓	12	7½	11½	2½	2½	6-16d	8-16d	6-16d	1650	5940	3910	6490	5230	6185	—	—
	WPI411.5-2	✓	12	7½	11½	2½	2½	3-16d	—	2-10dx1½	7.35	26.46	17.42	28.91	23.30	27.55	—	—
7 x 11½	B7.12/11.88	✓	12	7½	11¾	2½	2½	6-16d	8-16d	6-16d	—	4430	3855	5950	5430	5980	—	—
	HB7.12/11.88	✓	10	7½	11¾	3½	3	6-16d	16-16d	10-16d	—	19.73	17.17	26.50	24.19	26.64	—	—
	WPI411.88-2	✓	12	7½	11¾	2½	2½	3-16d	—	2-10dx1½	1320	8250	8485	8250	8325	8925	—	—
	HWU7.12/11.88	✓	10	7½	11¾	¾	2½	4-16d	4-16d	6-10d	5.88	36.75	37.80	36.75	37.08	39.76	—	—
	GLTV411.88-2	✓	7	7½	11¾	5	2½	4-16d	6-16d	6-16d	1980	10455	7470	10890	10745	8590	—	—
	HGLTV411.88-2	✓	7	7½	11¾	6	2½	6-16d	12-16d	6-16d	8.82	46.57	33.27	48.51	47.86	38.26	—	—
	SCL7.25/11.88	✓	3	7¼	11¾	5	2¾	—	12-16d	12-16d	1980	13070	9830	15365	11325	13795	—	—
	WMI411.88-2	✓	12	7½	11¾	2½	¾	2-16dDPLX	—	2-10d	3960	17600	11490	21600	20915	—	—	6060
7 x 14	B7.12/14	✓	12	7½	14	2½	2½	6-16d	8-16d	6-16d	17.64	78.40	51.18	96.21	93.16	—	—	26.99
	HB7.12/14	✓	10	7½	14	3½	3	6-16d	16-16d	10-16d	1650	5940	3910	6490	5230	6185	—	—
	WPI414-2	✓	12	7½	14	2½	2½	3-16d	—	2-10dx1½	7.35	26.46	17.42	28.91	23.30	27.55	—	—
	HWU7.12/14	✓	10	7½	14	¾	2½	4-16d	4-16d	6-10d	—	4430	3855	5950	5430	5980	—	—
	GLTV414-2	✓	7	7½	14	5	2½	4-16d	6-16d	6-16d	—	19.73	17.17	26.50	24.19	26.64	—	—
	HGLTV414-2	✓	7	7½	14	6	2½	6-16d	12-16d	6-16d	1320	8250	8485	8250	8325	8925	—	—
	SCL7.25/14	✓	3	7¼	14	5	2¾	—	12-16d	12-16d	5.88	36.75	37.80	36.75	37.08	39.76	—	—
	WMI414-2	✓	12	7½	14	2½	¾	2-16dDPLX	—	2-10d	1980	10455	7470	10890	10745	8590	—	—
7 x 16	B7.12/16	✓	12	7½	16	2½	2½	6-16d	8-16d	6-16d	8.82	46.57	33.27	48.51	47.86	38.26	—	—
	HB7.12/16	✓	10	7½	16	3½	3	6-16d	16-16d	10-16d	—	19.73	17.17	26.50	24.19	26.64	—	—
	WPI416-2	✓	12	7½	16	2½	2½	3-16d	—	2-10dx1½	—	4430	3855	5950	5430	5980	—	—
	HWU7.12/16	✓	10	7½	16	¾	2½	4-16d	4-16d	6-10d	—	19.73	17.17	26.50	24.19	26.64	—	—
	GLTV416-2	✓	7	7½	16	5	2½	4-16d	6-16d	6-16d	1320	8250	8485	8250	8325	8925	—	—
	HGLTV416-2	✓	7	7½	16	6	2½	6-16d	12-16d	6-16d	5.88	36.75	37.80	36.75	37.08	39.76	—	—
	SCL7.25/16	✓	¾	7¼	16	6	2¾	—	10-16d	12-16d	1980	10455	7470	10890	10745	8590	—	—
	WMI416-2	✓	12	7½	16	2½	¾	2-16dDPLX	—	2-10d	8.82	46.57	33.27	48.51	47.86	38.26	—	—
7 x 18	B7.12/18	✓	12	7½	18	2½	2½	6-16d	8-16d	6-16d	1980	13070	9830	15365	11325	13795	—	—
	HB7.12/18	✓	10	7½	18	3½	3	6-16d	16-16d	10-16d	14.70	105.48	58.02	129.18	121.83	—	—	6060

See tables on pages 86-92 for specific notes on individual model types.

TOP FLANGE HANGERS – I-JOISTS & SCL

Joist Size	Model No.	Web Stiff Req'd	Ga	Dimensions (in)				Fasteners			Factored Resistance							
				W	H	B	TF	Solid Header		Joist	Uplift (K _D = 1.15)	Normal (K _P = 1.00)						
								Top	Face			D.Fir-L	S-P-F	LVL	PSL	LSL	S-P-F Joist	Masonry
				lbs	lbs	lbs	lbs	lbs	lbs	lbs	lbs	lbs	lbs	lbs	lbs	lbs		
kN	kN	kN	kN	kN	kN	kN	kN	kN	kN	kN	kN	kN						
7 x 18	HWI418-2	✓	11	7½	18	2½	2½	4-16d	—	2-10d	—	7040	5285	7695	5810	6870	—	—
	HWU7.12/18	✓	10	7½	18	3¼	2½	4-16d	4-16d	6-10d	1320	8250	8485	8250	8325	8925	—	—
	GLTV418-2	✓	7	7½	18	5	2½	4-16d	6-16d	6-16d	5.88	36.75	37.80	36.75	37.08	39.76	—	—
	HGLTV418-2	✓	7	7½	18	6	2½	6-16d	12-16d	6-16d	1980	10455	7470	10890	10745	8590	—	—
	SCL7.25/18	✓	¾	7¼	18	6	2½	—	10-16d	12-16d	8.82	46.57	33.27	48.51	47.86	38.26	—	—
	WMI418-2	✓	12	7½	18	2½	3¾	2-16dDPLX	—	2-10d	1980	13070	9830	15365	11325	13795	—	—
7 x 18¾	GLTV418.75-2	✓	7	7½	18¾	5	2½	4-16d	6-16d	6-16d	3300	23680	13025	29000	27350	—	—	—
	SCL7.25/18.75	✓	¾	7¼	18¾	6	2½	—	10-16d	12-16d	14.70	105.48	58.02	129.18	121.83	—	—	—
7 x 20	B7.12/20	✓	12	7½	20	2½	2½	6-16d	8-16d	6-16d	1650	5940	3910	6490	5230	6185	—	—
	HB7.12/20	✓	10	7½	20	3½	3	6-16d	16-16d	10-16d	7.35	26.46	17.42	28.91	23.30	27.55	—	—
	HWI420-2	✓	11	7½	20	2½	2½	4-16d	—	2-10d	3300	9335	5945	9525	9240	10475	—	—
	HWU7.12/20	✓	10	7½	20	3¼	2½	4-16d	4-16d	6-10d	14.70	41.58	26.48	43.42	41.16	46.66	—	—
	GLTV420-2	✓	7	7½	20	5	2½	4-16d	6-16d	6-16d	—	7040	5285	7695	5810	6870	—	—
	HGLTV420-2	✓	7	7½	20	6	2½	6-16d	12-16d	6-16d	—	31.36	23.54	34.28	25.88	30.60	—	—
7 x 22	B7.12/22	✓	12	7½	22	2½	2½	6-16d	8-16d	6-16d	895	8250	8485	8250	8325	8925	—	—
	HB7.12/22	✓	10	7½	22	3½	3	6-16d	16-16d	10-16d	3.99	36.75	37.80	36.75	37.08	39.76	—	—
	HWI422-2	✓	11	7½	22	2½	2½	4-16d	—	4-10d	1980	10455	7470	10890	10745	8590	—	—
	GLTV422-2	✓	7	7½	22	5	2½	4-16d	6-16d	6-16d	8.82	46.57	33.27	48.51	47.86	38.26	—	—
	HGLTV7.12/22	✓	7	7½	22	6	2½	6-16d	12-16d	6-16d	1980	13070	9830	15365	11325	13795	—	—
	WMI420-2	✓	12	7½	20	2½	3¾	2-16dDPLX	—	2-10d	8.82	58.22	43.79	68.44	50.45	61.45	—	—
7 x 24	B7.12/24	✓	12	7½	24	2½	2½	6-16d	8-16d	6-16d	—	7040	5285	7695	5810	6870	—	—
	HB7.12/24	✓	10	7½	24	3½	3	6-16d	16-16d	10-16d	7.35	26.46	17.42	28.91	23.30	27.55	—	—
	HWI424-2	✓	11	7½	24	2½	2½	4-16d	—	4-10d	14.70	41.58	26.48	43.42	41.16	46.66	—	—
	GLTV424-2	✓	7	7½	24	5	2½	4-16d	6-16d	6-16d	—	31.36	23.54	34.28	25.88	30.60	—	—
	HGLTV7.12/24	✓	7	7½	24	6	2½	6-16d	12-16d	6-16d	1980	10455	7470	10890	10745	8590	—	—
7 x 26	B7.12/26	✓	12	7½	26	2½	2½	6-16d	8-16d	6-16d	8.82	46.57	33.27	48.51	47.86	38.26	—	—
	HB7.12/26	✓	10	7½	24	3½	3	6-16d	16-16d	10-16d	1980	13070	9830	15365	11325	13795	—	—
	HWI426-2	✓	11	7½	26	2½	2½	4-16d	—	6-10d	—	7040	5285	7695	5810	6870	—	—
	GLTV426-2	✓	7	7½	26	5	2½	4-16d	6-16d	6-16d	—	31.36	23.54	34.28	25.88	30.60	—	—
	HGLTV426-2	✓	7	7½	26	6	2½	6-16d	12-16d	6-16d	1980	10455	7470	10890	10745	8590	—	—
7 x 28	B7.12/28	✓	12	7½	28	2½	2½	6-16d	8-16d	6-16d	8.82	46.57	33.27	48.51	47.86	38.26	—	—
	HB7.12/28	✓	10	7½	28	3½	3	6-16d	16-16d	10-16d	1980	13070	9830	15365	11325	13795	—	—
	HWI428-2	✓	11	7½	28	2½	2½	4-16d	—	6-10d	—	7040	5285	7695	5810	6870	—	—
	GLTV428-2	✓	7	7½	28	5	2½	4-16d	6-16d	6-16d	—	31.36	23.54	34.28	25.88	30.60	—	—
	HGLTV428-2	✓	7	7½	28	6	2½	6-16d	12-16d	6-16d	1980	10455	7470	10890	10745	8590	—	—

See tables on pages 86-92 for specific notes on individual model types.

TOP FLANGE HANGERS – I-JOISTS & SCL

Engineered Wood & Structural Composite Lumber Connectors

Joist Size	Model No.	Web Stiff Req'd	Ga	Dimensions (in)				Fasteners			Factored Resistance							
											Normal (K _D = 1.00)							
				W	H	B	TF	Solid Header		Joist	Uplift (K _D = 1.15)	Normal (K _D = 1.00)						
								Top	Face		D. Fir-L	S-P-F	LVL	PSL	LSL	S-P-F I Joist	Masonry	
lbs	kN	lbs	kN	lbs	kN	lbs	kN	lbs	kN	lbs	kN	lbs	kN	lbs	kN			
7 x 30	HWI430-2	✓	11	7 1/8	30	2 1/2	2 1/2	4-16d	—	6-10d	—	7040	5285	7695	5810	6870	—	—
											—	31.36	23.54	34.28	25.88	30.60	—	—
	GLTV430-2	✓	7	7 1/8	30	5	2 3/8	4-16d	6-16d	6-16d	1980	10455	7470	10890	10745	8590	—	—
											8.82	46.57	33.27	48.51	47.86	38.26	—	—
	HGLTV430-2	✓	7	7 1/8	30	6	2 3/8	6-16d	12-16d	6-16d	1980	13070	9830	15365	11325	13795	—	—
											8.82	58.22	43.79	68.44	50.45	61.45	—	—
7 x 32	HWI432-2	✓	11	7 1/8	32	2 1/2	2 1/2	4-16d	—	6-10d	—	7040	5285	7695	5810	6870	—	—
											—	31.36	23.54	34.28	25.88	30.60	—	—
	GLTV432-2	✓	7	7 1/8	32	5	2 3/8	4-16d	6-16d	6-16d	1980	10455	7470	10890	10745	8590	—	—
											8.82	46.57	33.27	48.51	47.86	38.26	—	—
	HGLTV432-2	✓	7	7 1/8	32	6	2 3/8	6-16d	12-16d	6-16d	1980	13070	9830	15365	11325	13795	—	—
											8.82	58.22	43.79	68.44	50.45	61.45	—	—

1. See tables on pages 86-92 for specific notes on individual model types.

VPA Variable Pitch Connector

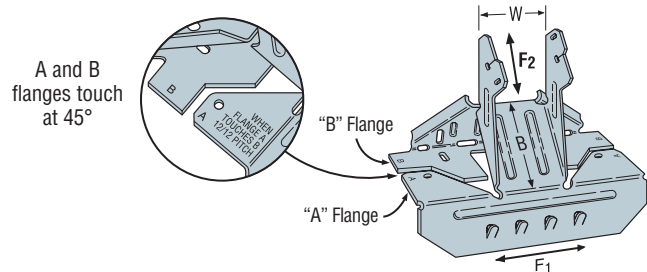
The VPA may be sloped in the field, offering a versatile solution for attaching rafters to the top plate. It will adjust to accommodate slopes between 3:12 and 12:12, making it a complement to the versatile LSSU. This connector eliminates the need for notched rafters, beveled top plates and toe nailing.

MATERIAL: 18 gauge

FINISH: Galvanized

INSTALLATION: • Use all specified fasteners.

See General Notes.



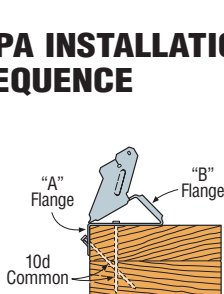
Actual Joist Width	Model No.	W (in)	Fasteners		Factored Resistance							
					D. Fir-L				S-P-F			
			Carrying Member	Carried Member	Wind/Earthquake (K _D =1.15)		Normal (K _D =1.00)	Wind/Earthquake (K _D =1.15)		Normal (K _D =1.00)		
					Uplift	F ₁		F ₂	Uplift		F ₁	F ₂
lbs	kN	lbs	kN	lbs	kN	lbs	kN	lbs	kN			
1 1/2	VPA2	1 3/16	8-10d	2-10dx1 1/2	545	625	415	1525	390	615	415	1525
					2.43	2.78	1.85	6.79	1.74	2.74	1.85	6.79
1 3/4	VPA25	1 13/16	8-10d	2-10dx1 1/2	545	625	415	1525	390	615	415	1525
					2.43	2.78	1.85	6.79	1.74	2.74	1.85	6.79
2	VPA2.06	2 1/16	9-10d	2-10dx1 1/2	545	625	415	1785	390	615	415	1785
					2.43	2.78	1.85	7.95	1.74	2.74	1.85	7.95
NEW 2 1/8	VPA2.1	2 1/8	9-10d	2-10dx1 1/2	545	625	415	1785	390	615	415	1785
					2.43	2.78	1.85	7.95	1.74	2.74	1.85	7.95
2 1/4 - 2 5/16	VPA35	2 5/16	9-10d	2-10dx1 1/2	545	625	415	1785	390	615	415	1785
					2.43	2.78	1.85	7.95	1.74	2.74	1.85	7.95
2 1/2	VPA3	2 5/16	9-10d	2-10dx1 1/2	545	625	415	1785	390	615	415	1785
					2.43	2.78	1.85	7.95	1.74	2.74	1.85	7.95
3 1/2	VPA4	3 3/16	11-10d	2-10dx1 1/2	545	625	415	1785	390	615	415	1785
					2.43	2.78	1.85	7.95	1.74	2.74	1.85	7.95

VPA25

U.S. Patent 5,335,469

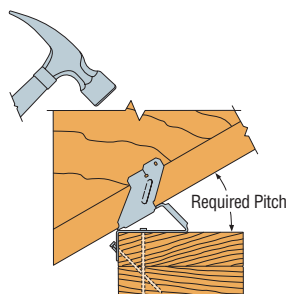
1. Factored uplift and lateral resistances have been increased 15% for earthquake or wind loading; no further increase is allowed.
2. Resistances may not be increased for short-term load duration.
3. **NAILS:** 10d = 0.148" dia. x 3" long, 10dx1 1/2 = 0.148" dia. x 1 1/2" long. See page 16-17 for other nail sizes and information.

VPA INSTALLATION SEQUENCE



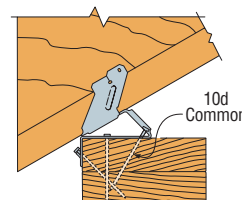
STEP 1

Install top nails and face PAN nails in "A" flange to outside wall top plate.



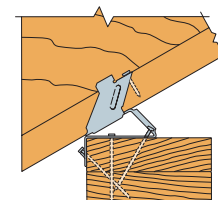
STEP 2

Seat rafter with a hammer, adjusting "B" flange to the required pitch.



STEP 3

Install "B" flange nails in the obround nail holes, locking the pitch.



STEP 4

Bend tab with hammer and install 10dx1 1/2" nail into tab nail hole. Hammer nail in at an approximate 45° angle to limit splitting.