

FACE MOUNT HANGERS HU/HGUS *Glulam Beam & Double Shear Joist Hangers*

See Hanger Options on pages 183 for hanger modifications, which may result in reduced loads.

HU—Most models have triangle and round holes. To achieve maximum factored resistances, fill both round and triangle holes with common nails.

HGUS—The highest factored resistances available for face mount hangers.

All hangers in this series have double shear nailing. This patented innovation distributes the load through two points on each joist nail for greater strength. It also allows the use of fewer nails, faster installation, and the use of common nails for all connections. *(Do not bend or remove tabs)*

MATERIAL: See tables

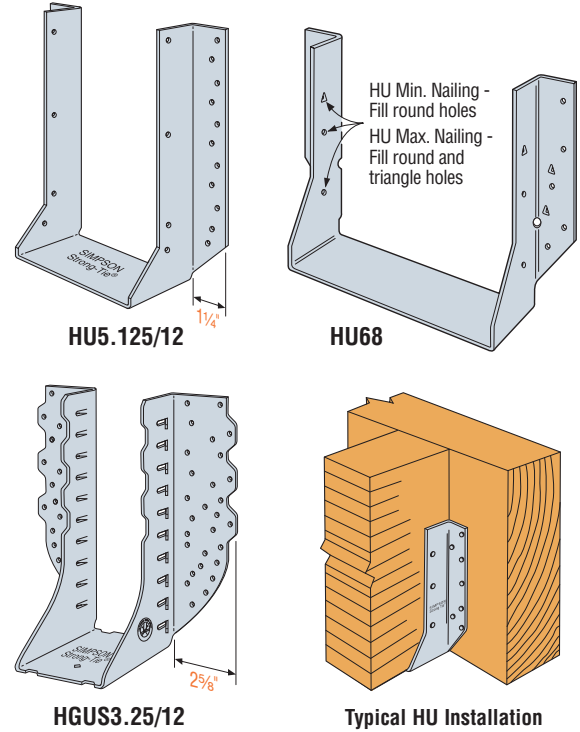
FINISH: Galvanized. Some products available in ZMAX® coating; see Corrosion Information, page 10-11.

INSTALLATION: • Use all specified fasteners. See General Notes.

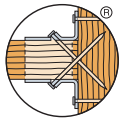
- **HU**—can be installed filling round holes only, or filling round and triangle holes for maximum values.
- **HGUS**—Nails must be driven at an angle through the joist or truss into the header to achieve the table loads.
- Not designed for nailer applications.
- Where 16d commons are specified, 10d commons may be used at 0.82 of the tabulated resistance.
- With 3x carrying members, use 16dx2½" (0.162" dia. x 2½" long) nails into the header and 16d commons into the joist with no reduction in resistances. With 2x carrying members, use 10dx1½" (0.148" dia. x 1½" long) nails into the header and 10d commons into the joist, and reduce the factored resistances to 0.64 of the table value.

OPTIONS: • HU hangers available with the header flanges turned in for 2½" and larger widths, with no reduction in resistances—order HUC hanger.

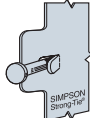
- See Hanger Options on pages 183, for sloped and/or skewed HU models, and HUC (*concealed flange*) models.
- Concealed flanges are not available for HGUS.
- Other sizes available; contact Simpson Strong-Tie.
- See also HUS series.



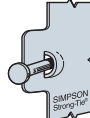
Glulam Beam Connectors



Double Shear Nailing Top View



Double Shear Nailing Side View
Do not bend tab back



Dome Double Shear Nailing prevents tabs breaking off (available on some models)
U.S. Patent 5,603,580

Model configurations may differ from those shown. Some HU models do not have triangle holes. Contact Simpson Strong-Tie for details.

Projection seat on most models for maximum bearing and section economy.

Joist Size	Model No.	Ga	Dimensions (in)				Fasteners		Factored Resistance			
			W	H	B	d _e ⁴	Face	Joist	D.Fir-L Glulam		Spruce-Pine Glulam	
									Uplift	Normal	Uplift	Normal
									(K _D =1.15)	(K _D =1.00)	(K _D =1.15)	(K _D =1.00)
lbs	lbs	lbs	lbs									
kN	kN	kN	kN									
3½ GLULAM	HU210-2 (Min)	14	3½	8¼	2½	8¾	14-16d	6-10d	1630	5780	1165	4210
	HU210-2 (Max)	14	3½	8¼	2½	8¾	18-16d	10-10d	7.26	25.75	5.19	18.75
	HU212-2 (Min)	14	3½	10¾	2½	10¾	16-16d	6-10d	2715	5780	1940	4670
	HU212-2 (Max)	14	3½	10¾	2½	10¾	22-16d	10-10d	12.09	25.75	8.64	20.80
	HU3.25/10.5	14	3¼	10¼	2½	9¾	22-16d	10-10d	1630	5780	1165	4210
	HU3.25/12	14	3¼	11¾	2½	11¾	24-16d	12-10d	7.26	25.75	5.19	18.75
	HU216-2 (Min)	14	3½	13¾	2½	13½	20-16d	8-10d	2715	5780	1940	4670
	HU216-2 (Max)	14	3½	13¾	2½	13½	26-16d	12-10d	12.09	25.75	8.64	20.80
	HGUS3.25/10	12	3¼	8¾	4	8¼	46-16d	16-16d	2715	5780	1940	4670
	HGUS3.25/12	12	3¼	10¾	4	10¼	56-16d	20-16d	12.09	25.75	8.64	20.80
5½ GLULAM	HU5.125/12	14	5¼	10¼	2½	9¾	22-16d	8-16d	3260	5780	2330	5780
	HU5.125/13.5	14	5¼	13¼	2½	12¾	26-16d	12-16d	14.52	25.75	10.38	25.75
	HU5.125/16	14	5¼	13¾	2½	13½	26-16d	12-16d	2175	5780	1555	4670
	HGUS5.25/10	12	5¼	9¾	4	8¼	46-16d	16-16d	9.69	25.75	6.93	20.80
	HGUS5.25/12	12	5¼	10¾	4	10¾	56-16d	20-16d	3260	5780	2330	5780
	HGUS5.25/12	12	5¼	10¾	4	10¾	56-16d	20-16d	14.52	25.75	10.38	25.75

1. 10d common nails may be used instead of the specified 16d nails at 0.82 of the tabulated resistance value.
2. Factored uplift resistances have been increased 15% for earthquake or wind loading with no further increase allowed. Reduce by 15% for standard term loading.
3. MIN nailing quantity and load values—fill all round holes; MAX nailing quantity and load values—fill all round and triangle holes.
4. d_e is the distance from the bearing seat to the top joist nail.
5. **NAILS:** 16d = 0.162" dia. x 3½" long, 10d = 0.148" dia. x 3" long. See page 16-17 for other nail sizes and information.