

PB/PBS Regular and Standoff Post Bases

The PBS features a 1" standoff height. It reduces the potential for decay at post and column ends.

MATERIAL: PB—12 gauge; PBS—see table

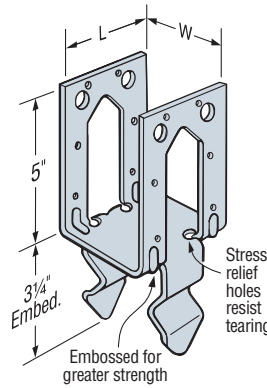
FINISH: Galvanized. Some products available in ZMAX® or HDG coating; see Corrosion Information, page 10-11.

INSTALLATION: • Use all specified fasteners. See General Notes.

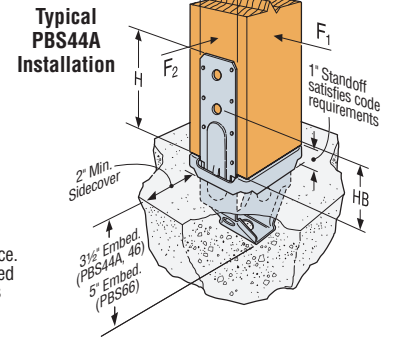
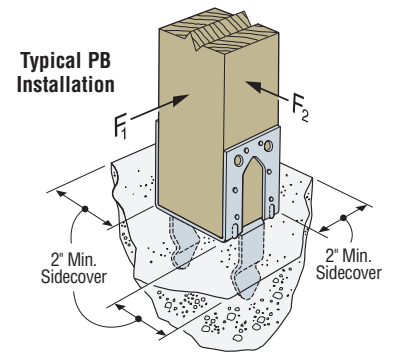
- Install either nails or bolts (see page 13, note d).
- Post bases do not provide adequate resistance to prevent members from rotating about the base and therefore are not recommended for non top-supported installations (such as fences or unbraced carports).
- PB: Holes are provided for installation with either 16d commons or ½" bolts for PB66 and PB66R; all other models use 16d commons only. A 2" minimum sidecover is required to obtain the full load.
- PBS: Embed into wet concrete up to the bottom of the 1" standoff base plate. A 2" minimum side cover is required to obtain the full load. Holes in the bottom of the straps allow for free concrete flow.

OPTIONS: PBS available in rough sizes, contact Simpson Strong-Tie.

CODES: See page 12 for Code Reference Key Chart.



PB



These products are available with additional corrosion protection. Additional products on this page may also be available with this option, check with Simpson Strong-Tie for details.

Model No.	Dimensions		Allowable Loads (DF/SP)				Code Ref.
	W	L	12-16d Nails (160)		2-½MB		
			Uplift	F ₁	F ₂	Uplift (160)	
PB44	3 3/16	3 3/4	1365	765	1325	—	IL16, L15 ^d
PB44R	4	3 3/4	1365	765	1325	—	
PB46	5 1/2	3 3/4	1365	765	1325	—	
PB66	5 1/2	5 1/4	1640	765	1325	1640	
PB66R	6	5 1/4	1640	765	1325	1640	

1. Allowable loads have been increased 60% for wind or earthquake loading with no further increase allowed; reduce where other loads govern.
2. Download capacity is based on either the post design or concrete design calculated per code.
3. Structural composite lumber columns have sides that show either the wide face or the edges of the lumber strands/veneers. For SCL columns, the fasteners for these products should always be installed in the wide face.
4. Testing to new ICC-ES acceptance criteria to be completed in 2009. Reference www.strongtie.com for latest loads and information.
5. **NAILS:** 16d = 0.162" dia. x 3 1/2" long. See page 16-17 for other nail sizes and information.

Model No.	Nominal Post Size	Material		Dimensions				Anch. Dia.	Fasteners			Allowable Loads (DF/SP)						Code Ref.	
		Base (Ga)	Strap (Ga)	W	L	H	HB		Post		Uplift (160)		F ₁ (160)		F ₂ (160)		Down (100)		
									Nails	Machine Bolts	Nails	Bolts	Nails	Bolts	Nails	Bolts			
																			Qty.
PBS44A	4x4	12	14	3 3/16	3 1/2	6 1/4	3 7/16	—	14-16d	2	1/2	2400	2400	1165	230	885	885	6665	IL9, L14 ⁷
PBS46	4x6	12	14	3 3/16	5 7/16	6 9/16	3 3/8	—	14-16d	2	1/2	2400	2400	1165	360	885	885	9335	
PBS66	6x6	12	12	5 1/2	5 3/8	6 1/2	3 11/16	—	14-16d	2	1/2	3160	4000	1865	570	1700	1700	9335	

1. Allowable loads have been increased 60% for wind or earthquake loading with no further increase allowed; reduce where other loads govern.
2. PBS—Downloads may not be increased for short-term loading.
3. PBS—Designer to design concrete for shear capacity.
4. PBS—For higher downloads, solidly pack grout under 1" standoff plate before installing into concrete. Base download on column or concrete, according to the code.
5. Downloads shall be reduced where limited by buckling capacity of the post.
6. Structural composite lumber columns have sides that show either the wide face or the edges of the lumber strands/veneers. For SCL columns, the fasteners for these products should always be installed in the wide face.
7. Testing to new ICC-ES acceptance criteria to be completed in 2009. Reference www.strongtie.com for latest loads and information.
8. **NAILS:** 16d = 0.162" dia. x 3 1/2" long. See page 16-17 for other nail sizes and information.

EPS4Z Column Bases

The EPS4Z provides a light-duty connector for attachment of posts to concrete.

MATERIAL: 14 gauge

FINISH: ZMAX® coating; see Corrosion Information, page 10-11.

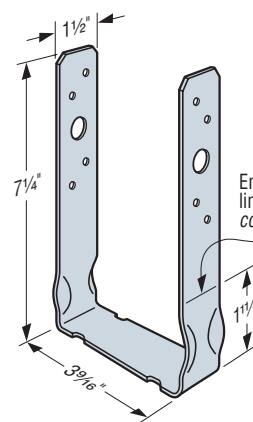
INSTALLATION: • Use all specified fasteners. See General Notes.

- Post bases do not provide adequate resistance to prevent members from rotating about the base and therefore are not recommended for non top-supported installations (such as fences or unbraced carports).
- Embed into wet concrete up to the embedment line.
- A 1" minimum side cover is required to obtain the full load.
- Posts shall be preservative-treated wood to meet building code requirements.

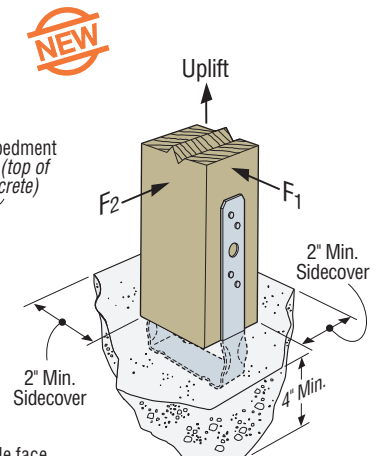
CODES: See page 12 for Code Reference Key Chart.

These products are available with additional corrosion protection. Additional products on this page may also be available with this option, check with Simpson Strong-Tie for details.

Model No.	Fasteners	Allowable Loads (DF/SP)			Code Ref.
		Uplift (160)	F ₁ (160)	F ₂ (160)	
EPS4Z	8-10dx1½"	1250	575	680	170 ^d



EPS4Z



Typical EPS4Z Installation

1. Loads may not be increased for short-term loading.
2. Download capacity is based on either the post design or concrete design calculated per code.
3. Structural composite lumber columns have sides that show either the wide face or the edges of the lumber strands/veneers. Values in the table reflect installation into the wide face.
4. Testing to new ICC-ES acceptance criteria to be completed in 2009. Reference www.strongtie.com for latest loads and information.
5. **NAILS:** 10dx1½" = 0.148" dia. x 1½" long. See page 16-17 for other nail sizes and information.