

LTHJA26 Truss Hip/Jack Hangers



This product is preferable to similar connectors because of
a) easier installation, b) higher loads, c) lower installed cost,
or a combination of these features.

The LTHJA26 is a lighter capacity version of the THJA26 and offers the lowest cost alternative for light hip/jack load applications.

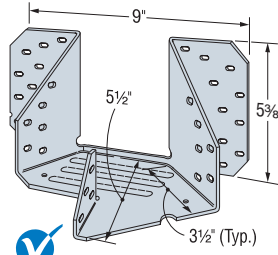
MATERIAL: 18 gauge **FINISH:** Galvanized

INSTALLATION: • Use all specified fasteners. See General Notes.

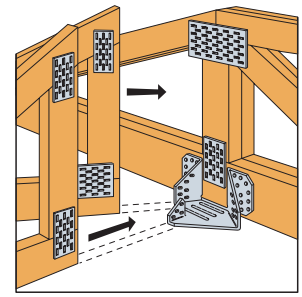
- Shall be attached to a double girder truss to allow for required minimum nail penetration. See footnote 3.
- 10dx1½" nails must be installed into bottom of hip members through bottom of hanger seat for table loads.

OPTIONS: These hangers can not be modified.

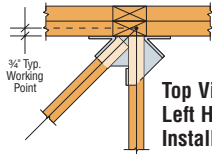
CODES: See page 12 for Code Reference Key Chart.



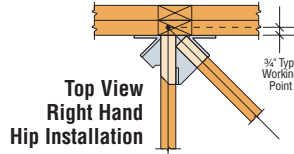
LTHJA26
U.S. Patent 5,253,465
and other Patent Pending



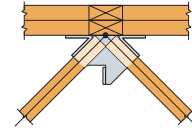
Typical LTHJA26 Installation



**Top View
Left Hand Hip
Installation**



**Top View
Right Hand
Hip Installation**



**Top View
Terminal Hip
without
Center Common Jack**

Model No.	Carried Member Combination	Fasteners			Carried Member	DF/SP Allowable Loads					SPF/HF Allowable Loads					Code Ref.
		Carrying Member	Hip (each)	Jack		Uplift (160)	Floor (100)	Snow (115)	Roof (125)	Wind (160)	Uplift (160)	Floor (100)	Snow (115)	Roof (125)	Wind (160)	
LTHJA26	Side Hip & Center Jack	20-10d	7-10dx1½	4-10dx1½	Jack	75	290	290	290	290	65	245	245	245	245	I11, F10
					Hip	220	875	875	875	875	185	735	735	735	735	
					Hip & Jack	295	1165	1165	1165	1165	250	980	980	980	980	
	Double (Terminal) Hip	20-10d	7-10dx1½	—	Hip (each)	290	635	635	635	635	245	535	535	535	535	
					Two Hips	580	1270	1270	1270	1270	490	1070	1065	1065	1065	

1. Uplift loads have been increased 60% for wind or earthquake loading with no further increase allowed; reduce where other loads govern.
2. Wind (160) is a download rating.
3. Loads shown are based on a minimum 2-2x6 carrying member. For single 2x carrying members (min. 2x6), use 10dx1½" nails and use 0.67 of the table value. For 2-2x4 carrying members, multiply the download by 0.50.
4. Tabulated hip and jack allowable loads assume that 75% of the total load is distributed to the hip and 25% to the jack. It is permitted to distribute 65% to 85% of the tabulated total load to the hip, and the remaining percentage of total load to the jack. The combined hip and jack load may not exceed the published Total Load.
5. Truss chord cross-grain tension may limit allowable loads. Refer to technical bulletins T-ANSITPISP, T-ANSITPISP and T-ANSITPIDF for allowable loads that consider ANSI/TPI 1-2007 wood member design criteria (see page 191 for details).
6. **NAILS:** 10d = 0.148" dia. x 3" long, 10dx1½ = 0.148" dia. x 1½" long. See page 16-17 for other nail sizes and information.

THJA26 Truss Hip/Jack Hangers

The versatile THJA26 can accommodate right or left hand hips (at 45-degree skews), and can be installed before or after the hip and jack. Can also be used for double (terminal) hips.

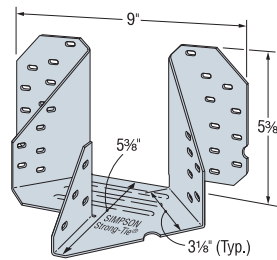
MATERIAL: 14 gauge **FINISH:** Galvanized

INSTALLATION: • Use all specified fasteners. See General Notes.

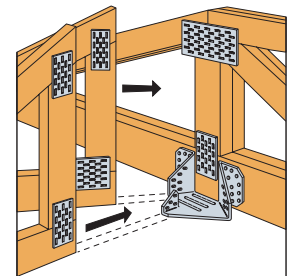
- All multiple members must be fastened together to act as a single unit.
- Shall be attached to a double girder truss to allow for required minimum nail penetration. See footnote 3.

OPTIONS: These hangers cannot be modified.

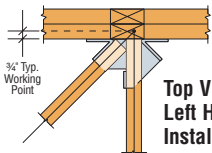
CODES: See page 12 for Code Reference Key Chart.



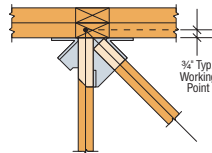
THJA26
U.S. Patent 5,253,465



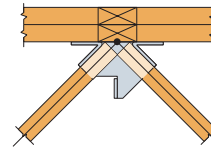
Typical THJA26 Installation



**Top View
Left Hand Hip
Installation**



**Top View
Right Hand Hip
Installation**



**Top View
Terminal Hip
without Center
Common Jack**

Model No.	Fasteners			Carried Member	DF/SP Allowable Loads					SPF/HF Allowable Loads					Code Ref.
	Carrying Member	Hip	Jack		Uplift (160)	Floor (100)	Snow (115)	Roof (125)	Wind (160)	Uplift (160)	Floor (100)	Snow (115)	Roof (125)	Wind (160)	
THJA26	20-16d	6-10dx1½	4-10dx1½	Hip	720	2010	2310	2450	2450	590	1740	2000	2100	2100	I11, F10
				Jack	240	670	770	815	815	195	580	670	700	700	
				Total	960	2680	3080	3265	3265	785	2320	2670	2800	2800	

1. Uplift loads have been increased 60% for wind or earthquake loading with no further increase allowed; reduce where other loads govern.
2. Wind (160) is a download rating.
3. Loads shown are based on a minimum 2-2x6 carrying member. For single 2x carrying members (min. 2x6), use 10dx1½" nails and use 0.67 of the table value. For 2-2x4 carrying members, multiply the download by 0.50.
4. 16d sinkers (0.148" dia. x 3¼" long) may be substituted for the specified 16d commons at 0.85 of the table load.
5. Tabulated hip and jack allowable loads assume that 75% of the total load is distributed to the hip and 25% to the jack. It is permitted to distribute 65% to 85% of the tabulated total load to the hip, and the remaining percentage of total load to the jack. The combined hip and jack load may not exceed the published Total Load.
6. For terminal hips, divide the total allowable load by 2 to determine the allowable load for each hip.
7. Truss chord cross-grain tension may limit allowable loads. Refer to technical bulletins T-ANSITPISP, T-ANSITPISP and T-ANSITPIDF for allowable loads that consider ANSI/TPI 1-2007 wood member design criteria (see page 191 for details).
8. **NAILS:** 16d = 0.162" dia. x 3½" long, 10dx1½ = 0.148" dia. x 1½" long. See page 16-17 for other nail sizes and information.