

S/JCT & S/HJCT Steel Joist Hangers

New improved higher load capacity joist hangers. Additional fasteners in the new S/JCT and the increased thickness of the S/HJCT increase the allowable load capacity for use with C-Joists. Joist can be attached from either side or doubled up. This hanger can be used with either steel or wood headers.

MATERIAL: S/JCT- 68 mil (14 ga); S/HJCT- 97 mil (12 ga)

FINISH: Galvanized

INSTALLATION: • Attach hanger with specified fasteners.

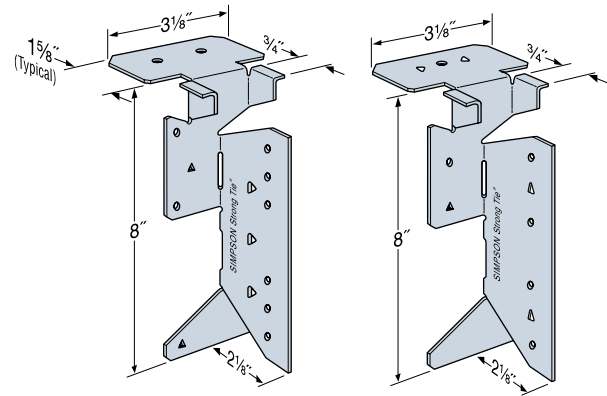
Use round holes for minimum load, use round and triangle holes for maximum load.

- May be used for weld-on applications. The minimum required weld to the top flange is 1/8" x 2 1/2" fillet weld to each side of top flange. Consult the code for special considerations when welding galvanized steel.

FEATURES: • Uni-directional: Joist can be attached from left or right

- One size fits joists 8" through 14" deep.
- Optional holes for additional load capacity.
- Simplicity of design.
- Quick and easy installation.
- Field skewable up to 45° left or right.

CODES: See page 8 for Code Listing Key Chart.



S/HJCT

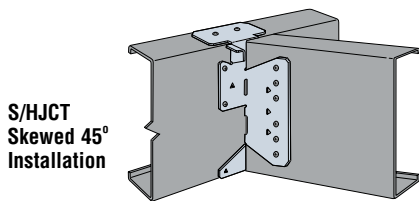
U.S. Patent 6,230,467

S/JCT

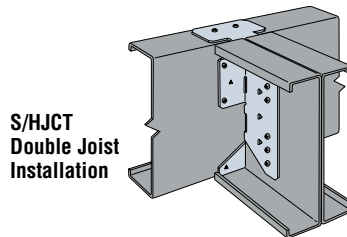
Hangers

Model No.	Fasteners			Allowable Load ^{1,2}		Fasteners			Allowable Load ^{1,2}			Code Ref	
	Steel Header		Joist	Uplift	Down	Wood Header		Joist	Uplift	Down			
	Top	Face				(100)	(100)				Top		Face
Steel Header: Straight Hanger													
S/JCT (min)	1 - #10	2 - #10	4 - #10	940	1195	1 - 10d	2 - 10d	4 - #10	475	565	880	151	
S/JCT (max)	1 - #10	4 - #10	6 - #10	1435	2105	1 - 10d	4 - 10d	6 - #10	816	960	1280		
S/HJCT (min)	2 - #10	4 - #14	6 - #14	1510	2920	2 - 10d	4 - SDS 1/4x3	6 - #14	1210	1210	2625		
S/HJCT (max)	2 - #10	8 - #14	9 - #14	1670	3855	2 - 10d	8 - SDS 1/4x3	9 - #14	1475	1475	2980		
Steel Header: Skewed Hanger													
S/JCT (min)	1 - #10	2 - #10	4 - #10	940	965	1 - 10d	2 - 10d	4 - #10	335	395	840		
S/JCT (max)	1 - #10	4 - #10	6 - #10	940	1185	1 - 10d	4 - 10d	6 - #10	670	790	1300		
S/HJCT (min)	2 - #10	4 - #14	6 - #14	1510	2305	2 - 10d	4 - SDS 1/4x3	6 - #14	1210	1210	1935		
Welded to Steel Beam - Straight Hanger													
S/JCT (min)	1/8" x 2 1/2" fillet weld to each side of top flange		4 - #10	—	940								
S/HJCT (min)	1/8" x 2 1/2" fillet weld to each side of top flange		4 - #14	—	1450								
Attached to Masonry - Straight Hanger													
S/HJCT (min)	2 - 1/4" x 2 1/4" Titen	4 - 1/4" x 2 1/4" Titen	6 - #14	710	1785								

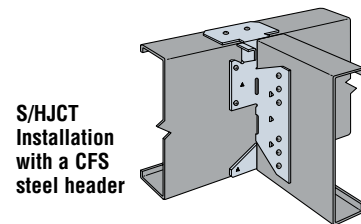
1. Allowable loads for CFS headers are based on a single 54 mil (16 ga) steel.
2. Allowable loads for wood headers are based on 4x10 minimum DFL, specific gravity = 0.50.
3. Steel header must be braced to prevent web buckling per Designer specification.
4. Steel joist shall be laterally braced per Designer specification.
5. Screws shall be installed using joist hanger holes screwing through the hanger into the joist.
6. Tabulated loads are governed by tests and may not be increased. Refer to page 12 for additional information.
7. For joists with up to a 0.50" gap (short cut) use an adjustment factor of 0.87.
8. For joists with a 0.50" to 0.90" gap (short cut) use an adjustment factor of 0.75.
9. Backing in the steel beam cavity is not required behind the hanger for loads listed.



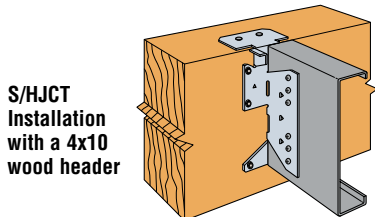
S/HJCT Skewed 45° Installation



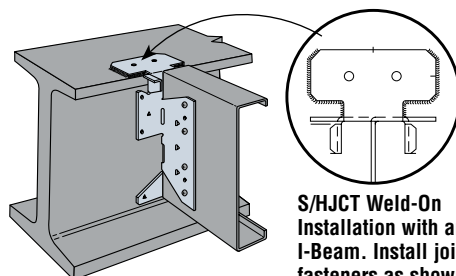
S/HJCT Double Joist Installation



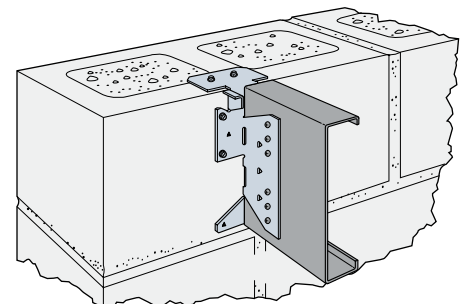
S/HJCT Installation with a CFS steel header



S/HJCT Installation with a 4x10 wood header



S/HJCT Weld-On Installation with an I-Beam. Install joist's fasteners as shown (see footnote 9)



S/HJCT Installation on masonry header