

L & S/LS Reinforcing & Skewable Angles

L and S/LS angles are load rated and provide the correct thickness and number of fasteners the specifier is looking for compared with field fabricated clip angles.

General utility reinforcing angles with multiple uses.

S/LS—Field-adjustable angles attach members intersecting at angles.

MATERIAL: L—54 mil (16 ga); S/LS—43 mil (18 ga)

FINISH: Galvanized. Some products available in stainless steel or ZMAX®; see Corrosion Information, page 12–13.

INSTALLATION: • Use all specified fasteners.

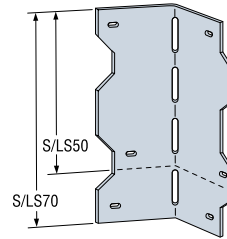
- S/LS—field-skewable; bend one time only.
- Joist must be constrained against rotation when using a single S/LS per connection.

CODE: See page 8 for Code Listing Key Chart.

Available with additional corrosion protection. Check with factory.

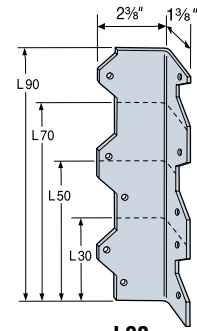
Model No.	Length	Fasteners	Allowable Loads (100)					Code Ref.
			33 mil (20 ga)		43 mil (18 ga)	54 mil (16 ga)		
			F ₁	F ₂	F ₁	F ₁	F ₂	
L30	3	4- #10	200	60	420	610	—	28, 104, 151
L50	5	6- #10	475	—	630	750	110	
L70	7	8- #10	705	—	840	1100	100	
L90	9	10- #10	795	—	1050	1740	—	
S/LS50	4 ⁷ / ₈	4- #10	200	—	420	500	—	28, 104, 151
S/LS70	6 ³ / ₈	6- #10	465	—	630	715	—	

1. Tabulated loads are governed by tests and may not be increased. Refer to page 12 for additional information.
2. Loads are for one part only.
3. Code approval is limited for specific steel thickness. Refer to Code Report for additional information.

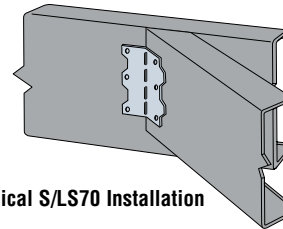


S/LS

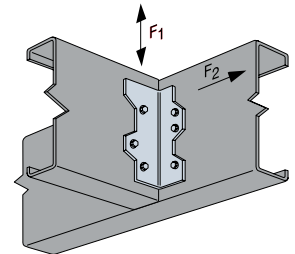
U.S. Patent No. 4,230,416



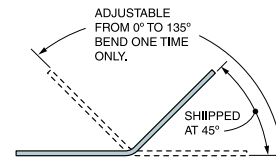
L90



Typical S/LS70 Installation



Typical L50 Installation



S/LS Top View

PSCL Panel Sheathing Clip

Steel panel sheathing clips include model sizes PSCL³/₈, PSCL⁷/₁₆, PSCL¹⁵/₃₂, PSCL¹/₂, PSCL⁹/₁₆; PSCL¹⁹/₃₂, PSCL³/₄

MATERIAL: 33 mil (20 ga)

FINISH: Galvanized

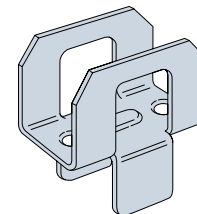
INSTALLATION:

- Use the same size sheathing clip as the wood panel thickness.
- Spans may be reduced for low slopes (per the APA Residential Design/Construction Guide).

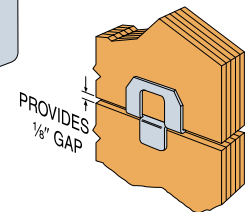
CODES: See page 8 for Code Listing Key Chart.

Span Rating	Wood Panel Thickness	Maximum Roof Span		PSCLs Per Span	Code Ref.
		With PSCL	Without PSCL		
24/0	3/8	24	20	1	180
24/16	7/16	24	24	1	
32/16	1 ⁵ / ₃₂ , 1/2	32	28	1	
40/20	5/8, 1 ⁹ / ₃₂	40	32	1	
48/24	3/4	48	36	2	

1. Reference 1997 UBC Table 23-11-E-1 and 2000/2003 IBC table for span rating.



PSCL



Typical PSCL Installation

TP/TPA Tie Plates

TPs are screw-on tie plates. TPAs are flanged for added support.

MATERIAL: 33 mil (20 ga)

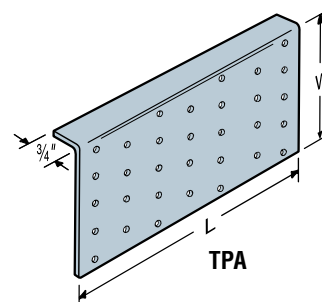
FINISH: Galvanized

INSTALLATION:

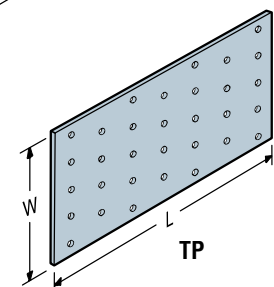
- Holes are sized for #8 or #10 screw.

CODES: See page 8 for Code Listing Key Chart.

Model No.	Dimensions		Number of Nail Holes	Code Ref.
	W	L		
TP15	1 ¹³ / ₁₆	5	13	180
TPA37	3 ¹ / ₂	7	32	
TPA39	3 ¹ / ₂	9	41	
TP35	3 ¹ / ₈	5	23	
TP37	3 ¹ / ₈	7	32	
TP39	3 ¹ / ₈	9	41	
TP311	3 ¹ / ₈	11	50	
TP45	4 ¹ / ₈	5	30	
TP47	4 ¹ / ₈	7	42	
TP49	4 ¹ / ₈	9	54	
TP411	4 ¹ / ₈	11	66	
TP57	5 ³ / ₄	7	60	
TPA57	5	7	49	



TPA



TP

1. Connectors are not load rated.