

H Hybrid Connectors *Seismic & Hurricane Ties for Wood Truss or Joist-to-CFS Wall*

Designed to provide seismic and wind ties for wood trusses or joists-to-CFS walls, this versatile line may be used for general purposes, strongback attachments, and as all-purpose ties where one member crosses another.

HS24 attaches the bottom chord of a truss or rafter at pitches from 0:12 to 4:12 to steel top plates.

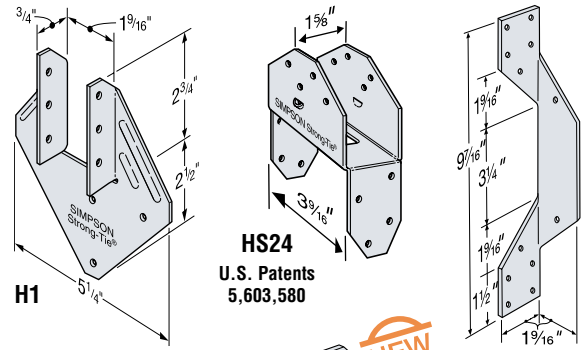
Material: See table

Finish: Galvanized. Selected products available in stainless steel or ZMAX® coating. See Corrosion Information, page 12-13.

Installation: • Use all specified fasteners. See General Notes

- H1 can be installed with flanges facing inward (reverse of illustration 1).
- Hurricane ties do not replace solid blocking.
- H2.5, H3, and H6 ties are only shipped in equal quantities of rights and lefts.

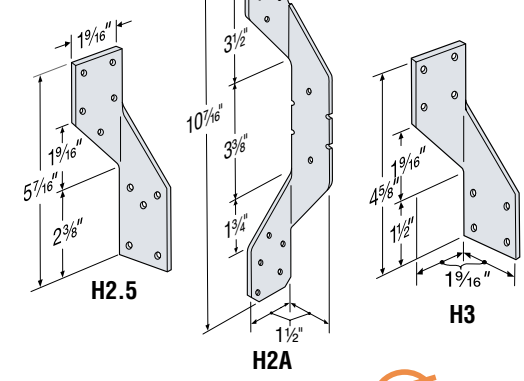
Codes: See page 8 for Code Listing Key Chart.



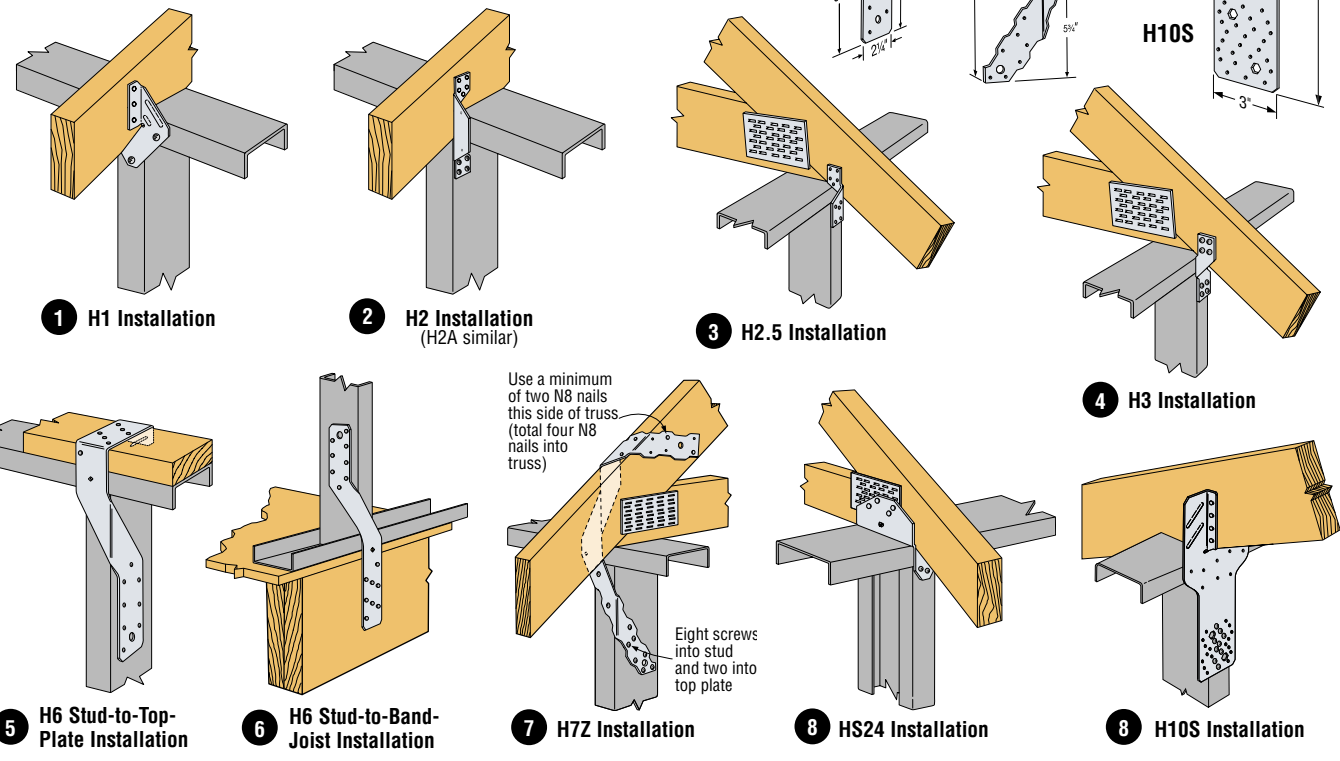
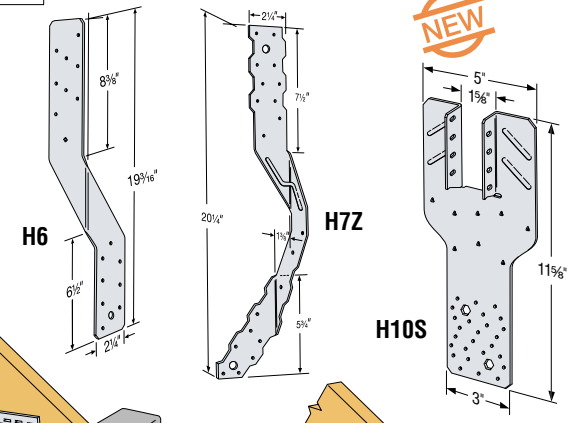
HS24
U.S. Patents
5,603,580

Available with additional corrosion protection. Check with Simpson Strong-Tie.

Model No.	Connector Material Thickness mil (ga)	Fasteners			Allowable Uplift Loads 33 mil (20 ga) (160)		Code Ref.
		To Rafters / Truss	To Top Track	To Stud	DF/SP	SPF/HF	
H1	43 (18ga)	6 - 8dx1½	3 - #10	1 - #10	600	500	170
H2	43 (18ga)	5 - 8dx1½	—	5 - #10	345	290	
H2A	43 (18ga)	5 - 8dx1½	1 - #10	5 - #10	550	460	
H2.5	43 (18ga)	5 - 8dx1½	3 - #10	2 - #10	435	365	
H3	43 (18ga)	4 - 8dx1½	4 - #10	—	365	305	
H6	54 mil (16)	—	8 - 8d	8 - #10	950	820	
H7Z	54 mil (16)	4 - 8dx1½	2 - #10	8 - #10	985	845	
HS24	43 (18ga)	8 - 8dx1½	4 - #10	4 - #10	625	520	
H10S ⁵	43 (18ga)	8 - 8dx1½	—	8 - #10	930	780	



- Allowable loads on wood have been increased 60% for wind or earthquake loading with no further increase allowed; reduce where other load duration factors govern.
- Loads are based on attachment of cold-formed steel vertical stud members having a minimum thickness of 33 mil (20 ga).
- Hurricane Ties are shown installed on the outside of wall for clarity. Installation inside of wall is acceptable. For Continuous Load Path, connections must be on same side of wall.
- When cross-grain bending or cross-grain tension cannot be avoided, mechanical reinforcement to resist such force should be considered.
- H10S can have an offset of maximum ¾" from the center of the CFS vertical stud based on AISI General Provisions Standard Section C1 (In-Line Framing) for a reduced uplift of 890 lbs. (DF/SP) and 765 lbs. (SPF) provided all edge distances are met.



C-CFS10 © 2010 SIMPSON STRONG-TIE COMPANY INC.

Straps & Ties