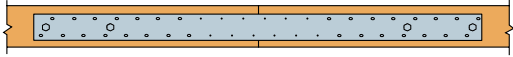


ANGLES, CLIPS & STRAPS

MST *Strap Ties*

Install strap ties where plates or soles are cut, at wall intersections, and as ridge ties.

FINISH: G90 galvanized and HDG. Use HDG fasteners for HDG models.

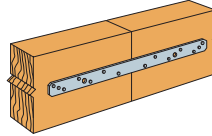


Typical MST27 Installation (use 16d nails)

MSTA *Strap Ties*

Install strap ties where plates or soles are cut, at wall intersections, and as ridge ties. MSTAs are engineered for use on 1½" members. The 3" center-to-center nail spacing reduces the possibility of wood splitting.

FINISH: G90 or Z-MAX galvanized. Use HDG fasteners for ZMAX models.

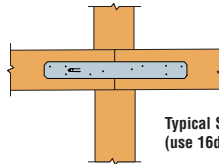


Typical MSTA18 Installation (use 10d nails for all sizes)

ST *Strap Ties*

Install strap ties where plates or soles are cut, at wall intersections, and as ridge ties.

FINISH: G90 galvanized.

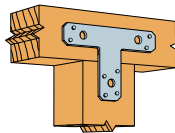


Typical ST12 Installation (use 16d nails for all sizes)


T&L *Strap Ties*

General reinforcement angles for "T" and "L" intersections.

FINISH: G90 galvanized.



Typical T Installation (use 16d nails for all sizes)

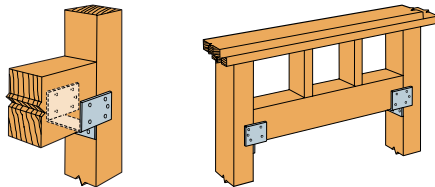


Typical L Installation (use 10d nails for 55L, 16d nails for all others)

HH *Header Hangers*

For fast, accurate installation of door and window headers and other cross members details. HH header hangers speed up the job, strengthen the frame, and eliminate the need for trimmers.

FINISH: G90 galvanized.



Typical HH Installation (use 16d nails for all sizes)

LOOKING FOR A PARTICULAR FINISH?

Most Simpson products are available in G90, the industry standard. Where greater corrosion protection is required, we offer the same product in ZMAX or HDG, or stainless steel. We are constantly modifying our product offering in response to our customers' needs. Contact us at (800) 999-5099 or www.strongtie.com for a current list of products offered in ZMAX, HDG or stainless steel. See pg 5 for Corrosion information.