

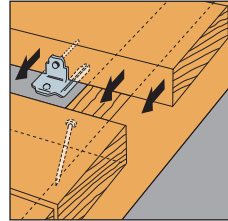
DBT1Z Deck Board Tie® Connector

The DBT1Z deck board tie provides a nail-free surface fastening system for deck boards. Designed for use with 2x or 3/4" thick decking lumber (**predrilling recommended for 3/4" deck boards**). Eliminates countersinking, hammer dents, nail popping, ugly nail heads and rust stains on surface. Leaves an unbroken deck surface that is easy to sand and refinish when it's time for maintenance.

FINISH: Z-MAX galvanized. Use HDG fasteners for ZMAX models.

INSTALLATION:

- Position the DBT1Z with the locator prongs and install with a single 10d or 10dx1 1/2" nail. Using dry lumber will minimize deck board movement after installation.



Typical DBT1Z Installation
(use 10d or 10dx1 1/2" nail)

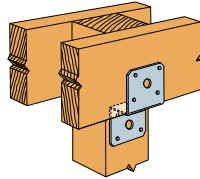
DJT14Z Deck Joist Tie® Connector

The DJT14Z deck joist tie ties 2x joist to posts.

FINISH: Z-MAX galvanized. Use HDG fasteners for ZMAX models.

INSTALLATION:

- Recommended: install on post first. Minimum 2x4 joist, 4x4 post.



Typical DJT14Z Installation
(use 16d nails and 3/8" machine bolts)

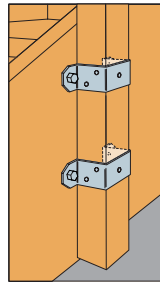
DPT5Z Deck Post Tie® Connector

DPT meets the code minimum loads for a rail on a deck.

FINISH: Z-MAX galvanized. Use HDG fasteners for ZMAX models.

INSTALLATION:

- Install in pairs at a recommended minimum center-to-center spacing of 5". Use two 3/8" through bolts and 5-10dx1 1/2" nails.
- Recommended: install on post first and then attach to deck.
- Post size: 2x4; check with local building officials for minimum post spacing.



Typical DPT5Z Installation
(use 10dx1 1/2" nails and 3/8" machine bolts)

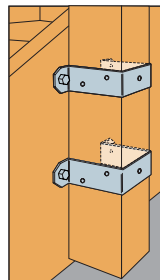
DPT7Z Deck Post Tie® Connector

DPT meets the code minimum loads for a rail on a deck.

FINISH: Z-MAX galvanized. Use HDG fasteners for ZMAX models.

INSTALLATION:

- Install in pairs at a recommended minimum center-to-center spacing of 5". Use two 3/8" through bolts and 5-10d common nails.
- Recommended: install on post first and then attach to deck.
- Post Size: 4x4; check with local building officials for minimum post spacing.



Typical DPT7Z Installation
(use 10d nails and 3/8" machine bolts)