

APPLICATIONS: FIBERGLASS-BACKED GYPSUM SHEATHING




Quik Drive auto-feed screw driving systems are ideal for gypsum sheathing because the collated fasteners speed installation and the holding power of screws prevents sheathing from shaking loose in transit from the panel yard to the jobsite.

- Fast, precise and consistent screw driving
- Increases comfort and productivity
- Reduces labor, waste, and expense



QDA158NS Attachment


QDA158NS Attachment



Applications: Fiberglass backed gypsum sheathing




- Lightweight, compact, and affordably priced
- Equipped with non-skid teeth for stability
- Slim profile allows driving in corners
- Adaptors included to fit DeWalt, Makita and Milwaukee screwdriver motors
- Details, pg 49

QDPRO200 Attachment



Applications: Fiberglass backed gypsum sheathing, drywall, wood underlayment

- Compact body for reduced weight and easy handling
- Set grip location for maximum control
- Slim profile allows driving in corners
- Details, pg 34

<p>DWFS D SERIES #2 Drill point, yellow zinc dichromate coating pg 65</p> 	1 1/4", 1 5/8"	1 1/4", 1 5/8"
<p>DWFZSD SERIES #2 Drill point, clear zinc coating pg 65</p> 	1 1/4"	1 1/4"
<p>DWCG SERIES Sharp point, N2000® coating pg 64</p> 	1 1/4", 1 5/8"	1 1/4", 1 5/8"

For more information on Quik Drive screw coatings, see page 58.

■ This teal arrow indicates products available with additional corrosion protection, making them suitable for use in some corrosive environments and with some preservative-treated woods. For more information on corrosion, see pages 8–9.