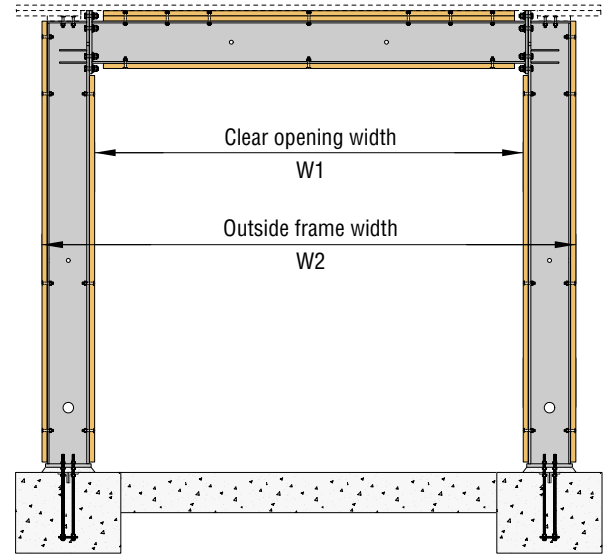


Anchor Bolt Layout

Strong Frame™ Ordinary Moment Frame Anchor Bolt Layout: Standard Sizes

Column Size	Frame Nominal Width	Clear-Opening Width, W1	Outside Frame Width, W2	OMF-TPL Template Layout Dimension (A)	Anchor Bolt Centerline to Centerline (B)	Number of Anchor Rods (per column)
C6	8'	8'-2"	9'-8"	8'-11"	8'-11"	2
	10'	10'-2"	11'-8"	10'-11"	10'-11"	
	12'	12'-4"	13'-10"	13'-1"	13'-1"	
	14'	14'-4"	15'-10"	15'-1"	15'-1"	
	16'	16'-4"	17'-10"	17'-1"	17'-1"	
	18'	18'-4"	19'-10"	19'-1"	19'-1"	
C9	8'	8'-2"	10'-2"	9'-2"	8'-11"	4
	10'	10'-2"	12'-2"	11'-2"	10'-11"	
	12'	12'-4"	14'-4"	13'-4"	13'-1"	
	14'	14'-4"	16'-4"	15'-4"	15'-1"	
	16'	16'-4"	18'-4"	17'-4"	17'-1"	
	18'	18'-4"	20'-4"	19'-4"	19'-1"	
C12	8'	8'-2"	10'-8"	9'-5"	9'-2"	4
	10'	10'-2"	12'-8"	11'-5"	11'-2"	
	12'	12'-4"	14'-10"	13'-7"	13'-4"	
	14'	14'-4"	16'-10"	15'-7"	15'-4"	
	16'	16'-4"	18'-10"	17'-7"	17'-4"	
	18'	18'-4"	20'-10"	19'-7"	19'-4"	
C15	8'	8'-2"	11'-2"	9'-8"	9'-5"	4
	10'	10'-2"	13'-2"	11'-8"	11'-5"	
	12'	12'-4"	15'-4"	13'-10"	13'-7"	
	14'	14'-4"	17'-4"	15'-10"	15'-7"	
	16'	16'-4"	19'-4"	17'-10"	17'-7"	
	18'	18'-4"	21'-4"	19'-10"	19'-7"	
20'	20'-4"	23'-4"	21'-10"	21'-7"		

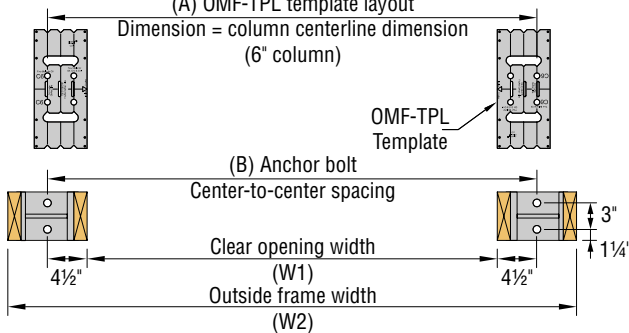


Custom Strong Frame Bolt Layout

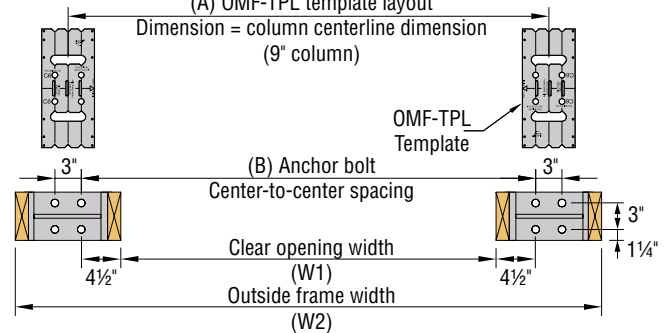
Column	W1	A	B	Number of Rods
C6	Varies	W1 + 9"	W1 + 9"	2
C9	Varies	W1 + 12"	W1 + 9"	4
C12	Varies	W1 + 15"	W1 + 12"	4
C15	Varies	W1 + 18"	W1 + 15"	4

Anchor Bolt Layout

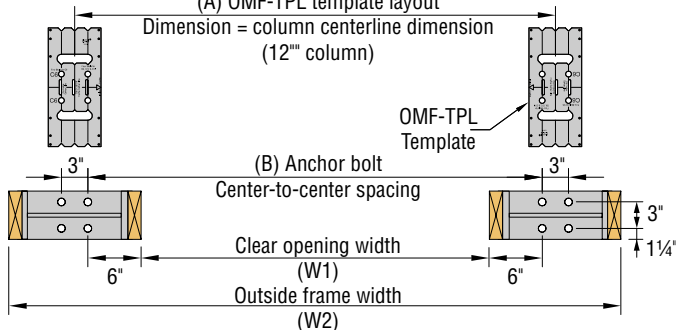
C6 Column



C9 Column



C12 Column



C15 Column

