

# INSTALLATION INSTRUCTIONS

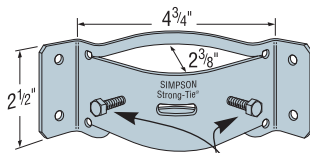
# PGT Pipe Grip Ties



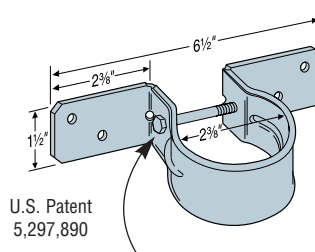
No more rotted and failed fence posts! Using metal posts, the PGT pipe grip tie handles corners, splices and uneven terrain. Use Simpson SDS $\frac{1}{4}$ x $1\frac{1}{2}$  wood screws to attach bracket to fence rail, minimizing splitting. No pre-drilling required.

**MATERIAL:** 12 gauge.

**FINISH:** Galvanized and Z-MAX.



**PGTIC2Z-R**  
Interior corner pipe grip tie  
supplied with partially  
installed set screws



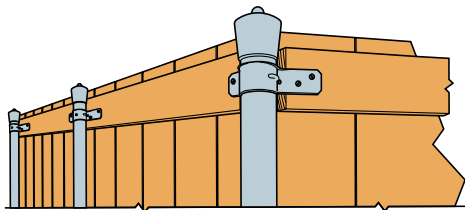
U.S. Patent  
5,297,890

**PGT2Z-R** (also available as PGT2-R)  
supplied with partially installed bolt  
(PGT1.5Z-R and PGT1.5-R similar)



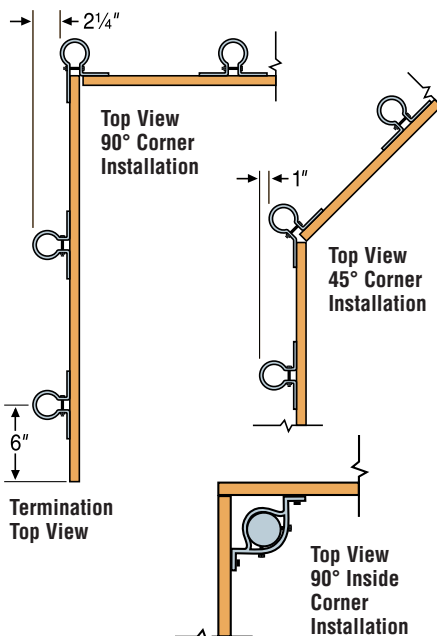
## INSTALLATION:

- Position the fence post 6" back from the end of the fence.
- Use 3 to 4 PGTs per pipe; line up to stringline for the top fence rail.
- Fasten PGT with  $\frac{1}{4}$ " hex head bolt (supplied) manually or with screw gun until the bolt shank locks into the opposite threaded hole.
- PGT attaches to rails with four SDS $\frac{1}{4}$ x $1\frac{1}{2}$ " wood screws (not supplied).
- Nail fence boards to rails.



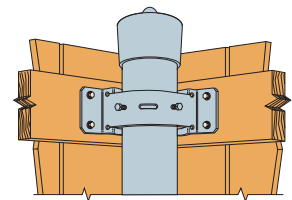
## OUTSIDE CORNER INSTALLATION:

- Install on vertical pipes, offsetting corners  $2\frac{1}{4}$ " for a 90° corner or 1" for a 45° corner.

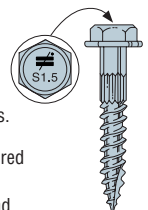


## INSIDE CORNER INSTALLATION:

- PGTIC2Z-R to Post – Install two set screws (supplied) with  $\frac{3}{8}$  socket in predrilled holes.
- PGTIC2Z-R to Rails – Use four SDS $\frac{1}{4}$ x $1\frac{1}{2}$ " wood screws (not supplied).



For outdoor use, remember to use Simpson Strong-Drive® hot-dipped galvanized wood screws.



- No Pre-Drilling Required
- Corrosion Resistant
- Easy Driving Hex Head
- Check with SST for sizes available in HDG

SDS $\frac{1}{4}$ x $1\frac{1}{2}$   
(not to size)

**Home Office**  
4120 Dublin Blvd., Ste 400  
Dublin, CA 94568  
FAX: 925/833-1496

**Southwest USA**  
260 N. Palm Street  
Brea, CA 92821  
FAX: 714/871-9167

**Southeast USA**  
2221 Country Lane  
McKinney, TX 75069  
FAX: 972/542-5379

**Eastern Canada**  
5 Kenview Blvd.  
Brampton, ON L6T 5G5  
FAX: 905/458-7274

**Warehouses:**  
Enfield, CT  
Jacksonville, FL  
Kent, WA  
Langley, BC

**Northwest USA**  
5151 S. Airport Way  
Stockton, CA 95206  
FAX: 209/234-3868

**Northeast USA**  
2600 International Street  
Columbus, OH 43228  
FAX: 614/876-0636

**Quik Drive Factory**  
436 Calvert Drive  
Gallatin, TN 37066  
FAX: 615/451-9806

**Western Canada**  
11476 Kingston St.  
Maple Ridge, BC V2X 0Y5  
FAX: 604/465-0297

800-999-5099  
www.strongtie.com

© Copyright 2005 Simpson Strong-Tie Company, Inc.

Printed in the USA

DIY-PGT05 9/05