

**NEW!**

# QUIK DRIVE® WSHL

**Collated Screws for Subfloor and Sheathing Applications**



## Collated Screws That Can Replace 8d Nails

WSHL wood screws are ideal for fastening subfloor using the Simpson Strong-Tie® Quik Drive® auto-feed system. With shear, pull-through and withdrawal values that are equivalent to those of 8d nails when tested in sheathing (from  $1\frac{5}{32}$ "– $2\frac{3}{32}$ " thickness), WSHL screws have the holding power to reduce the gaps between the joist and subfloor that cause floor squeaks.

WSHL wood screws are also ideal for pallets, crating and underlayment.

### FEATURES:

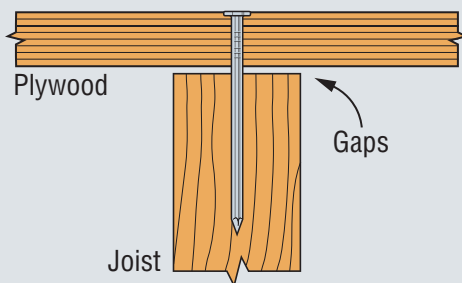
- #7 x  $1\frac{3}{4}$ " wood screw
- #2 square drive
- High-low threads
- Nibs under the head for easier countersinking
- Gray phosphate coating
- Sharp point

Used with the Quik Drive auto-feed screwdriving system, WSHL screws offer the labor-saving installation speed and consistent performance that enables more screws to be driven faster and more effectively.

Newly installed floors that squeak can result in expensive callbacks (travel, labor, materials) and even a damaged professional reputation. Fastening sub-floor with WSHL screws rather than nails will pull joists and plywood together, eliminate gaps and hold the material firm, thereby reducing post-installation squeaks.

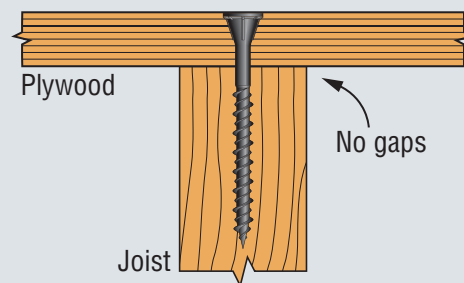


## SEE (AND HEAR) THE DIFFERENCE



### Subfloor Fastened with Nails


Fastening with nails can leave gaps or allow gaps to develop over time. These gaps cause the subfloor to ride up and down on the nail shank, which leads to squeaks.



### Subfloor Fastened with Screws

Subfloor fastened with screws is pulled down tight against the joist, leaving no gaps to cause squeaks.

# QUIK DRIVE® WSHL Collated Screws for Subfloor and Sheathing Applications



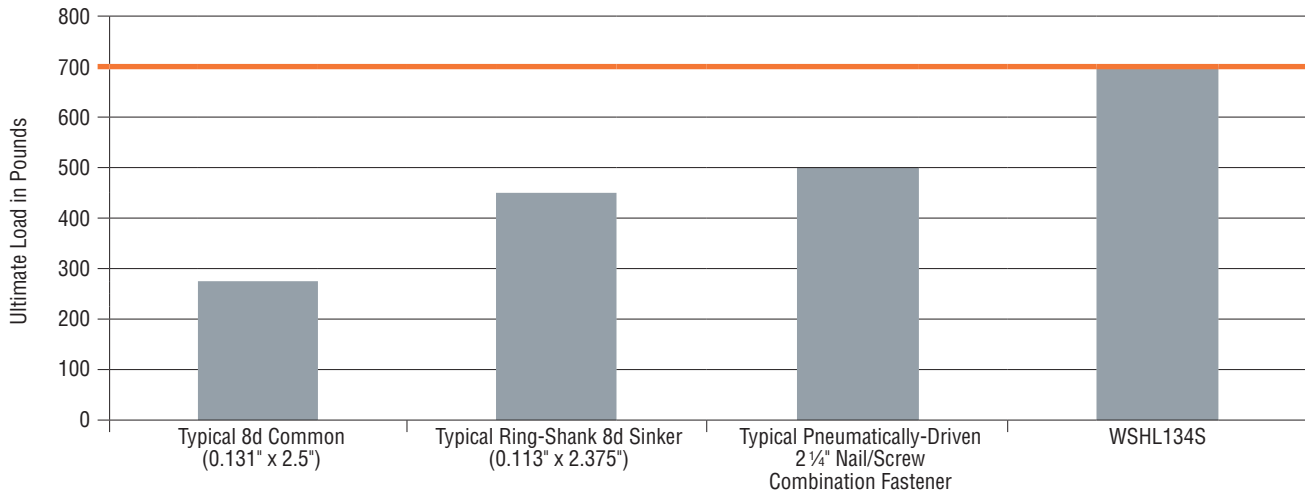
## WSHL Screws and Compatible Quik Drive Attachments

Model	Shank Size	Length	Point Type	Carton Quantity	PRO250	PRO300S
WSHL134S7	#7	1 3/4"	Sharp	2000	X	X
HCKWSHL134S7	#7	1 3/4"	Sharp	1000	X	X

### FEATURES:

- Gray phosphate coating
- #2 square recess
- High-low threads
- Nibs for easy countersink
- Sharp point

### Ultimate Withdrawal Capacity of Typical Sheathing Fasteners as Compared to WSHL134S



1. Chart based on resultant penetration of the attachment of 19/32" thick sheathing with a Douglas Fir main member.
2. 8d common ultimate loads are based on National Design Specification design and then multiplied by a factor of safety of 5.
3. 8d sinker ring, nail/screw combination and WSHL fasteners withdrawal load based on withdrawal testing in accordance with ICC AC 233, ICC AC 116 and ASTM D1761.

## QUIK DRIVE® PRO250 Auto-Feed Screw Driving System

### The Subfloor Fastening Workhorse

The PRO250 system includes everything you need for fast, easy fastening (screws not included):

- Choice of DeWalt® or Makita® screwdriver motor
- Auto-feed attachment
- Extension for stand-up driving
- Quiver for keeping screws at your fingertips
- Tool case



DeWalt is a registered trademark of DeWalt Industrial Tool, Co.  
Makita is a registered trademark of Makita Corporation.

*This flier is effective until June 30, 2013, and reflects information available as of March 1, 2011. This information is updated periodically and should not be relied upon after June 30, 2013; contact Simpson Strong-Tie for current information and limited warranty or see [www.strongtie.com](http://www.strongtie.com).*