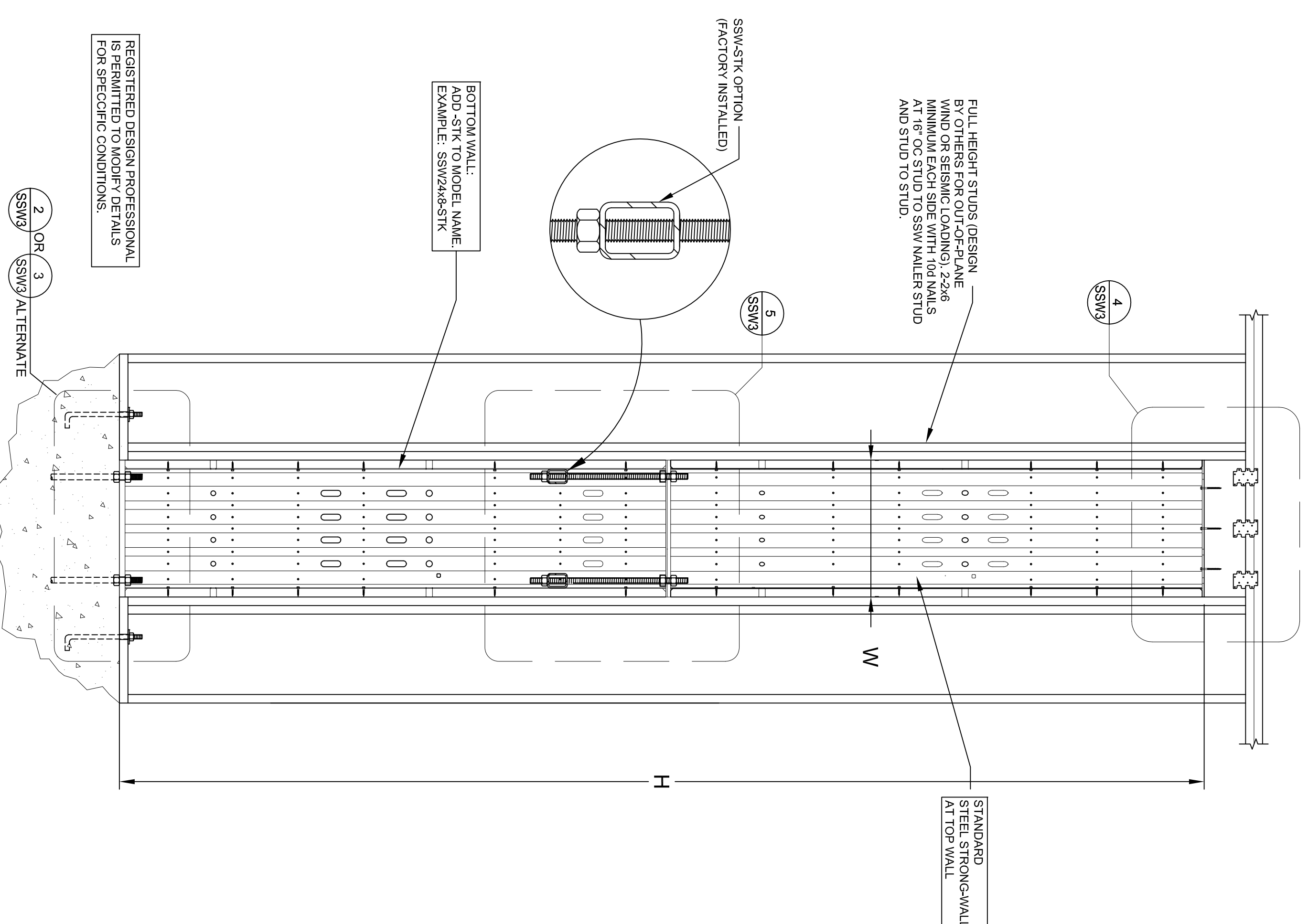


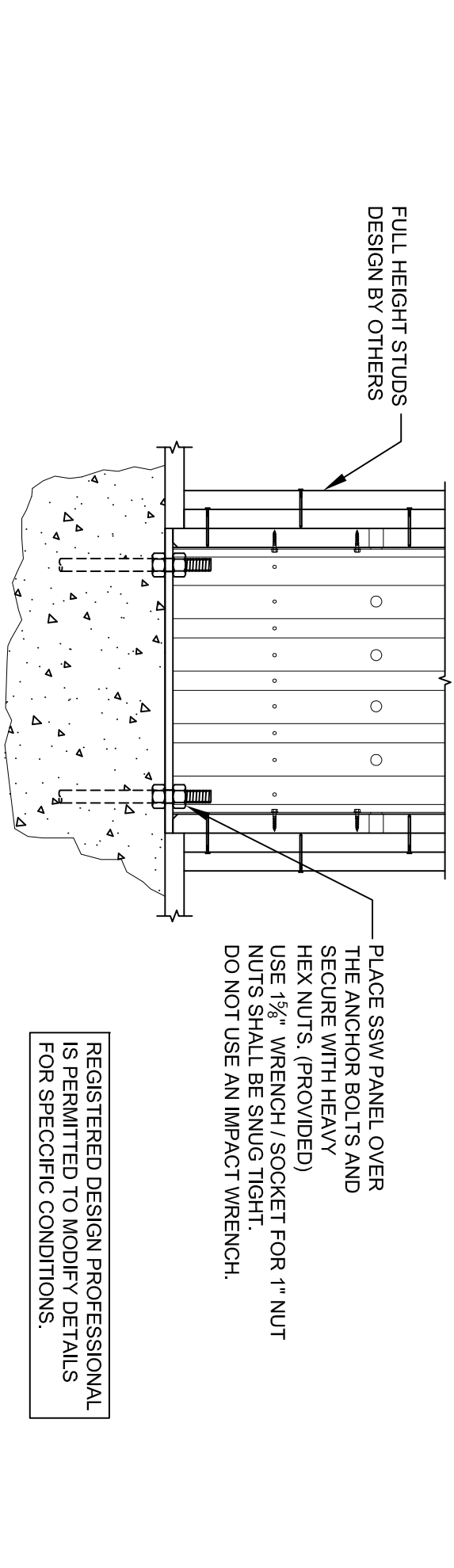
STEEL STRONG-WALL BALLOON FRAMING MODELS						
NOMINAL WALL HEIGHT (FT)	LOWER WALL MODEL NO.	UPPER WALL MODEL NO.	H (in)	T (in)	HOLLOWM ANCHORS	QTY. OF WALL TOP OF WALL SCREENS
15	SSW18X8-STK	SSW18X7	173 1/4	3 1/2	(2) T	6
16	SSW18X8-STK	SSW18X6	166 1/2	3 1/2	(2) T	6
17	SSW18X10-STK	SSW18X7	167 1/4	3 1/2	(2) T	6
18	SSW18X10-STK	SSW18X6	210 1/2	3 1/2	(2) T	6
19	SSW18X10-STK	SSW18X6	222 1/2	3 1/2	(2) T	6
20	SSW18X10-STK	SSW18X10	234 1/2	3 1/2	(2) T	6
15	SSW18X8-STK	SSW18X7	173 1/4	3 1/2	(2) T	9
16	SSW18X8-STK	SSW18X6	166 1/2	3 1/2	(2) T	9
17	SSW18X10-STK	SSW18X7	167 1/4	3 1/2	(2) T	9
18	SSW18X10-STK	SSW18X6	210 1/2	3 1/2	(2) T	9
19	SSW18X10-STK	SSW18X6	222 1/2	3 1/2	(2) T	9
20	SSW18X10-STK	SSW18X10	234 1/2	3 1/2	(2) T	9
15	SSW12X8-STK	SSW12X4	173 1/4	3 1/2	(2) T	12
16	SSW12X8-STK	SSW12X3	166 1/2	3 1/2	(2) T	12
17	SSW12X10-STK	SSW12X4	167 1/4	3 1/2	(2) T	12
18	SSW12X10-STK	SSW12X3	210 1/2	3 1/2	(2) T	12
19	SSW12X10-STK	SSW12X3	222 1/2	3 1/2	(2) T	12
20	SSW12X10-STK	SSW12X10	234 1/2	3 1/2	(2) T	12
15	SSW12X8-STK	SSW12X4	173 1/4	3 1/2	(2) T	14
16	SSW12X8-STK	SSW12X3	166 1/2	3 1/2	(2) T	14
17	SSW12X10-STK	SSW12X4	167 1/4	3 1/2	(2) T	14
18	SSW12X10-STK	SSW12X3	210 1/2	3 1/2	(2) T	14
19	SSW12X10-STK	SSW12X3	222 1/2	3 1/2	(2) T	14
20	SSW12X10-STK	SSW12X10	234 1/2	3 1/2	(2) T	14

1. SSW12X10/8-STK SCREENS PROVIDED WITH WALL.
2. SEE SSW1T FOR ANCHORAGE SOLUTIONS.
3. STACKED INSTALLATION REQUIRES MINIMUM DOUBLE 2x6 STUDS EACH SIDE OF STEEL STRONG-WALL (PROVIDED BY INSTALLER). SEE DETAILS 4 & 5.



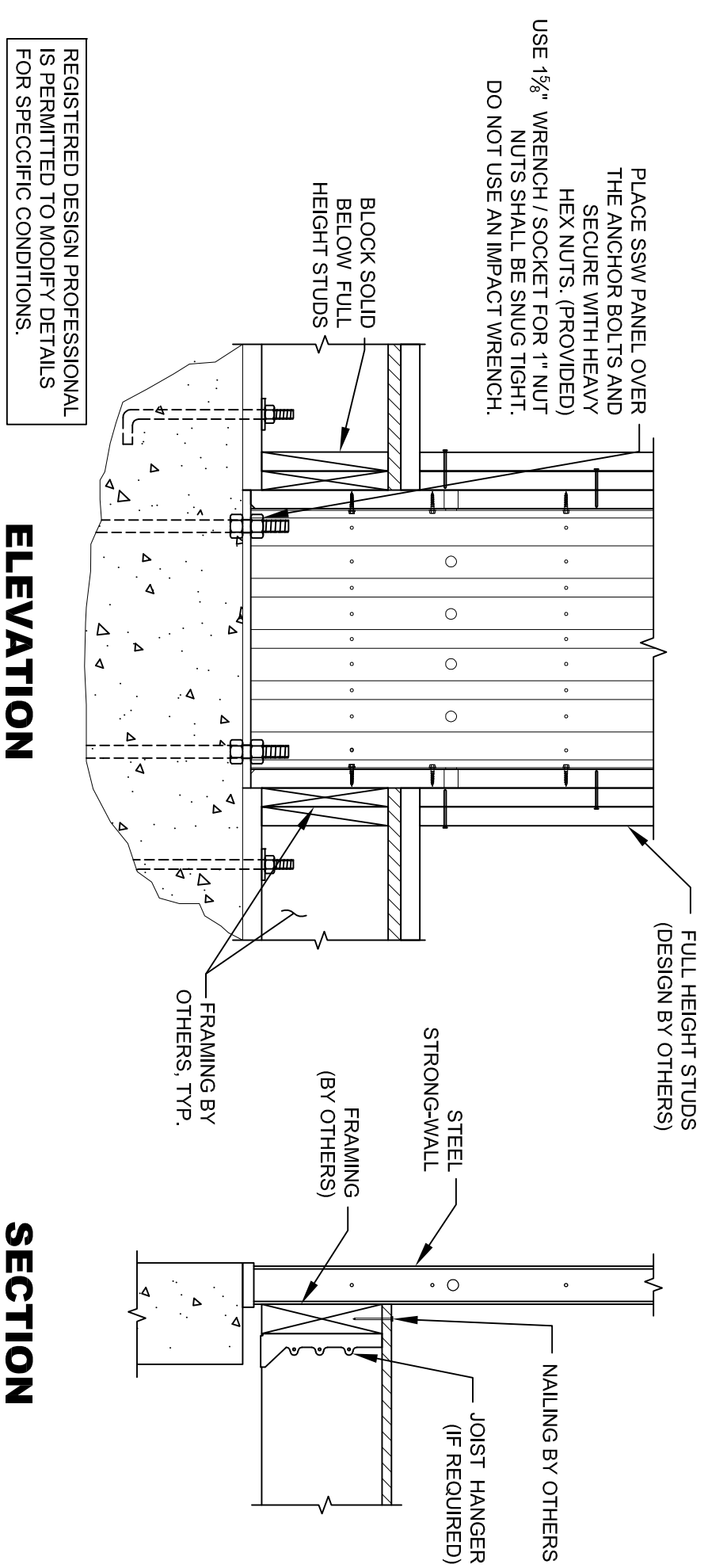
**BALLOON FRAMING**

**1**



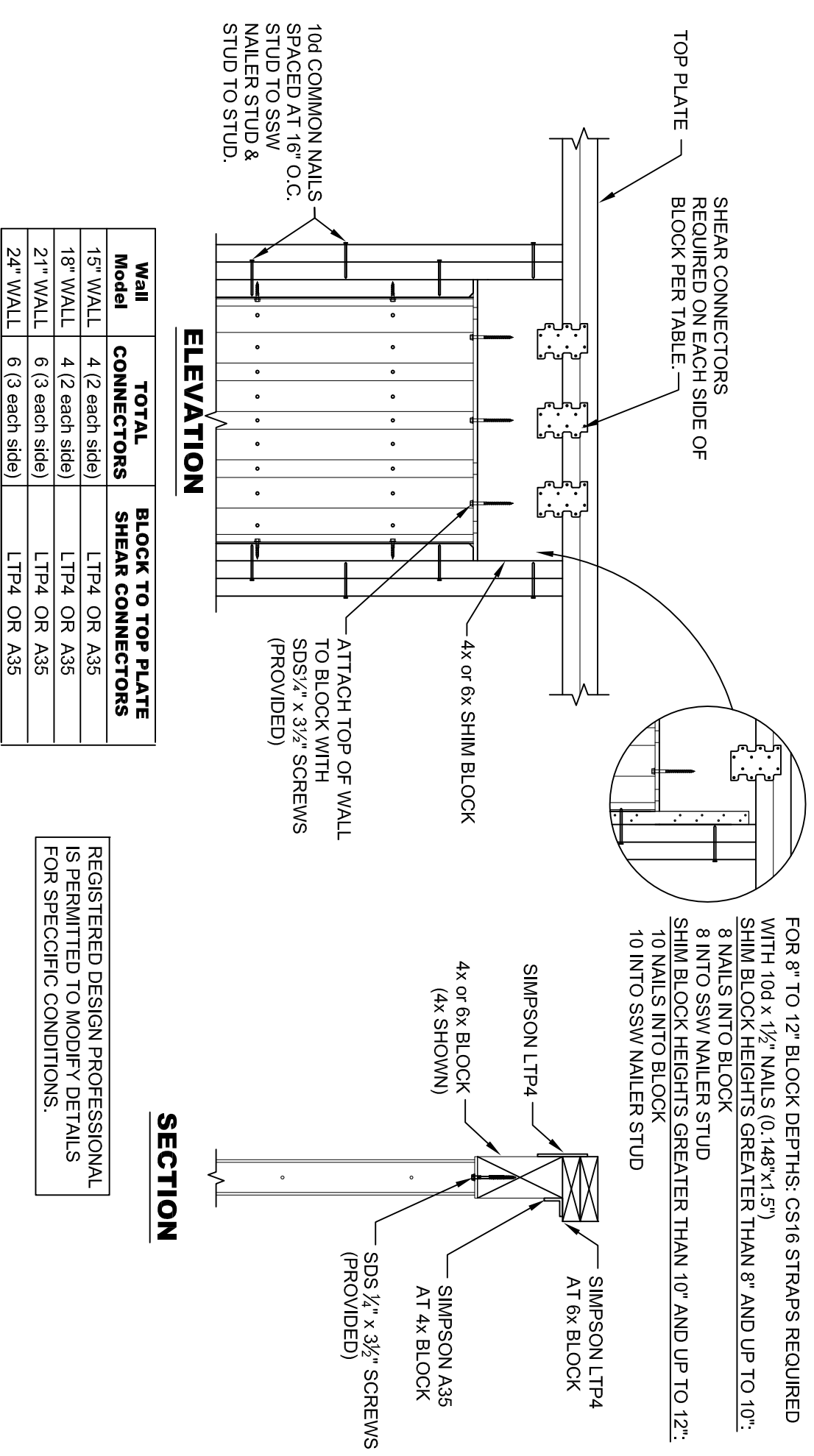
**BALLOON FRAMING BASE PLATE CONNECTION**

**2**



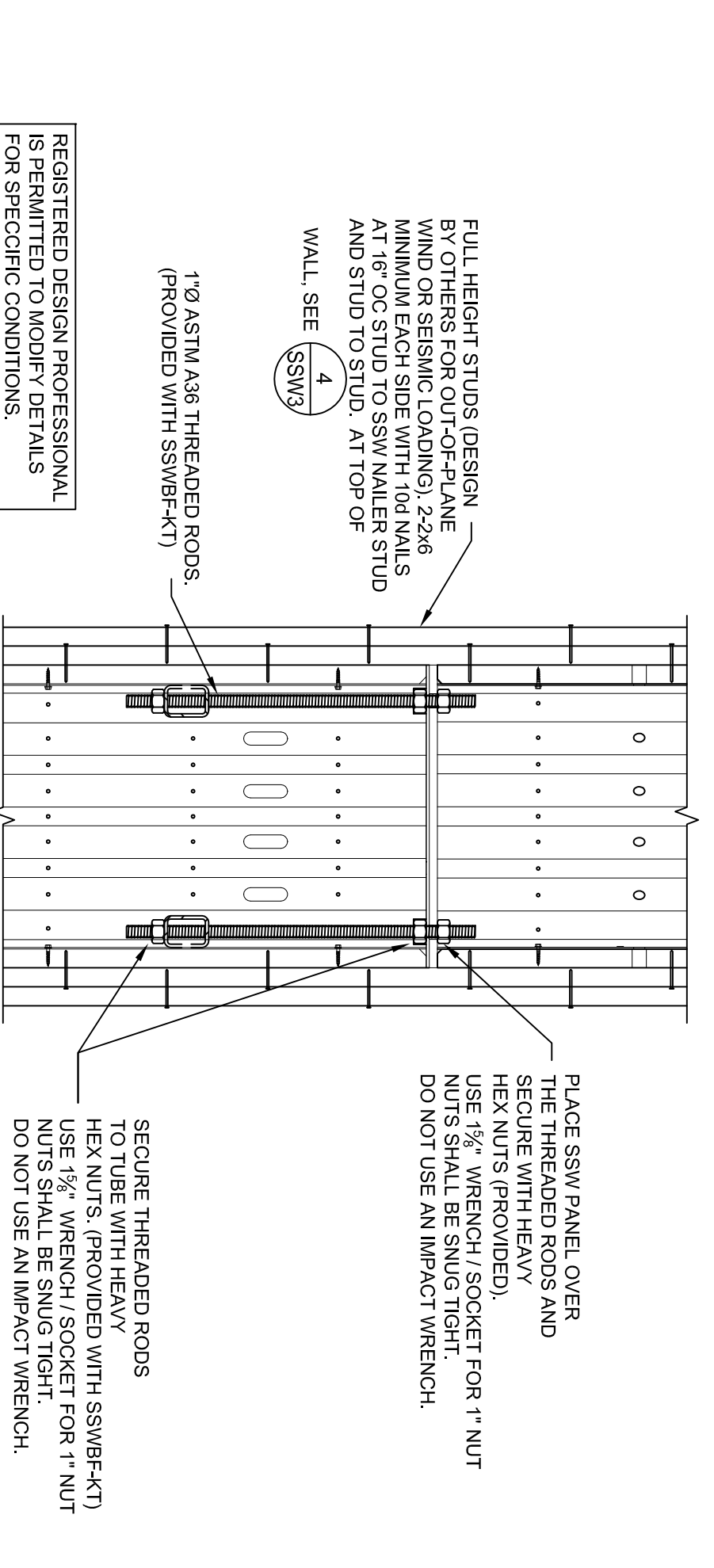
**BALLOON FRAMING AT WOOD FLOOR**

**3**



**BALLOON FRAMING TOP OF WALL CONNECTION**

**4**



**BALLOON FRAMING WALL TO WALL CONNECTION**

**5**

1. STEEL STRONG-WALL SHEARWALL IS MANUFACTURED AND TRADEMARKED BY SIMPSON STRONG-TIE COMPANY, INC. HOME OFFICE: 5956 W. LAS POSITAS BLVD., PLEASANTON, CA 94588 TEL: (800) 999-5099 FAX: (925) 947-4597
2. SIMPSON STRONG-TIE COMPANY, INC. IS AN ISO 9001 REGISTERED COMPANY.
3. USE OF THIS PRODUCT IS SUBJECT TO THE APPROVAL OF THE LOCAL BUILDING DEPARTMENT.
4. THIS PRODUCT IS PART OF THE OVERALL LATERAL FORCE RESISTING SYSTEM OF THE TRANSFER LATERAL FORCES BEING APPLIED TO THE BUILDING. THE CONTRACTOR SHALL VERIFY ALL DIMENSIONS, CONDITIONS, ELEVATIONS, ETC. PRIOR TO INSTALLATION OF ANY COMPONENTS FOR THE STEEL STRONG-WALL SYSTEM. IF ANY DISCREPANCIES ARE FOUND, THEY SHALL BE BROUGHT TO THE ATTENTION OF THE SPECIFIER FOR CLARIFICATION PRIOR TO CONSTRUCTION.
5. THE CONTRACTOR SHALL VERIFY ALL DIMENSIONS, CONDITIONS, ELEVATIONS, ETC. PRIOR TO INSTALLATION OF ANY COMPONENTS FOR THE STEEL STRONG-WALL SYSTEM. IF ANY DISCREPANCIES ARE FOUND, THEY SHALL BE BROUGHT TO THE ATTENTION OF THE SPECIFIER FOR CLARIFICATION PRIOR TO CONSTRUCTION.
6. INSTALLATION OF PRODUCT SHALL BE DONE IN CONFORMANCE TO THESE DRAWINGS. THE PERFORMANCE OF THE PRODUCT SHALL BE THE RESPONSIBILITY OF THE SPECIFIER.
7. SIMPSON STRONG-TIE COMPANY RESERVES THE RIGHT TO CHANGE SPECIFICATIONS, DESIGNS, AND MODELS WITHOUT NOTICE OR LIABILITY FOR SUCH CHANGES.
8. ALL HARDWARE CALLED OUT IS SIMPSON STRONG-TIE.

**NOTES**

**7**

NO.	DATE	REVISIONS
1	9/21/2009	2006 IBC REVISIONS

**SIMPSON Strong-Tie**  
 THERE IS NO EQUAL

**SIMPSON STRONG-TIE COMPANY, INC.**  
 HOME OFFICE:  
 5956 W. LAS POSITAS BLVD.  
 PLEASANTON, CA 94588  
 TEL: (800) 999-5099

**SIMPSON Strong-Tie**  
 THERE IS NO EQUAL

**STEEL STRONG-WALL**  
**BALLOON FRAMING DETAILS**  
**ENGINEERED DESIGNS**

**SSW3**

DATE: 9-21-2009  
 SCALE: N.T.S.  
 CHECKED:  
 SHEET:  
 OF SHEETS